



Winter 2024

Course Catalogue

Winter 2024 Course Lineup

Mondays: January 8th – March 25th – **No class Jan 15 & Feb 19**

9am - 12pm	<i>Pushing Your Limits in Watercolor</i> with Bill Lane & Anne P. Wert, 8-Week: January 8 – March 11
9am - 12pm	<i>Relief Printing: Meeting You Where You Are</i> with Betsy Zimmerman
1pm - 4pm	<i>Painter's Choice</i> with Valerie Albert-Weingard and Judy Vilmain, 8-Week: January 8 – March 11
1pm - 4pm	<i>Open Print Studio</i> – Members only*

Tuesdays: January 9th – March 12th

9am - 12pm	<i>Painting the Still Life</i> with Judy Vilmain
9am - 3pm	<i>Open Print Studio</i> , 5-Week: Jan 9 – Feb 6
10am - 1pm	<i>Marine Botanical Seaweed Pressing and Collage</i> with Mary Jameson, 5-Week: Feb 13 – Mar 12
1pm - 4pm	<i>Painting with Passion</i> with Anthony Tomaselli
4pm - 6:30pm	<i>New Silver Screen Classics</i> with Thomas Skouras
5:30pm - 8:30pm	<i>Life Drawing: Working from the Model</i> with Kate Huntington

Wednesdays: January 10th – March 13th

8:30am - 3:30pm	<i>Open Studio</i> with Carol Beagan & Catherine McKinnon – Members only*
9:30am - 12:30pm	<i>Painterly Monoprints: Unique Impressions and Experimentation</i> with Kirsten Sorensen
10am - 1pm	<i>Drawing in the RISD Museum & Beyond</i> with Frances Middendorf
1pm - 3:30pm	<i>Hand Coloring Photographs</i> with Laurie Klein, 5-Week: Jan 10 – Feb 7
4pm - 7pm	<i>Procreate: Developing Conventional Methods into Digital Works</i> with Ben Borges, 5-Week: Jan 10 – Feb 7
5:30pm - 8:30pm	<i>Drawing for Beginners</i> with Anne Carty

Thursdays: January 11th – March 14th

9am - 12pm	<i>Traditional Life/Figure Class</i> with Craig Masten and Kate Huntington
9am - 12pm	<i>Abstract Collage and Letterpress Printing with Vintage Papers</i> with Sarah Short
1pm - 4pm	<i>Portrait Drawing and Painting for Beginners</i> with Patricia Schneider
1pm - 4pm	<i>Watercolor for Beginners</i> with Susan Klas Wright, 5-Week: Feb 15 – Mar 14
4:30pm - 7pm	<i>Classic Cinema: Plays into Movies- Tennessee Williams</i> with Paul Stein, 5-Week: Jan 11 – Feb 8
4:30pm - 7pm	<i>Classic Cinema: Plays into Movies- Tennessee Williams</i> with Paul Stein, 5-Week: Feb 15 – Mar 14
5pm - 8pm	<i>Oil Painting from the Beginning</i> with Sherie Harkins, 5-Weeks: Jan 11th – Feb 8th

Fridays: January 12th – March 15th

9am - 12pm	<i>Cold Wax and Oil</i> with Jossy Lownes, 5-Week: Jan 12 – Feb 9
9am - 12pm	<i>The Dressed Figure</i> with Karen Murtha, 5-Week: Feb 23 – Mar 22
9am - 4pm	<i>Open Print Studio</i> – Members only*
1pm - 4pm	<i>Acrylic Studio</i> with Tom Monahan

Sundays: January 14th – February 11th

12pm - 3pm	<i>Copy a Master Painting</i> with Kelly McCullough, 5-Week: Jan 14 – Feb 11
12pm - 3pm	<i>Put Life into your Still Life Painting</i> with Kim Maura Barry, 5-Week: Feb 18 – Mar 17

Pushing Your Limits in Watercolor with Bill Lane & Anne P. Wert

Mondays, 9am – 12pm

January 8th – March 11th – No class Jan 15th & Feb 19th

8 Weeks

\$115 Member | | \$240 Non-Member

Masiello Studio

Maximum capacity: 20

Intermediate, Advanced, or Expert

Description:

During the Winter session, Anne and Bill will split the 8-week session: 4 weeks of Bill teaching and 4 weeks of Anne teaching the class. We'll explore different watercolor techniques, through exercises and/or demos, fine-tuning your value studies and planning your composition before you start painting. This will help ensure you start with a successful design...and painting! (Solid planning, a value sketch and drawing skills will make your watercolor painting a bit easier.) We just ask that you have, at least, tried watercolor a little before taking this class. Paint from your own images or set up a still life but make sure you are passionate about your subject. It will show in your work!

Bill Lane Bio:

At age 7, Bill started drawing with Liz Harvey in what was then, the Newport Art Association. Later in life, he started watercolor painting at the Attleboro Arts Museum in the early 90's. However, running his own graphic design studio pulled him in lots of different directions, mostly away from painting as dictated by his 'paying' clients. Bill is an Exhibiting Artist Member of the Providence Art Club as well as a Signature Artist Member in the New England Watercolor Society and the Rhode Island Watercolor Society and an artist member of the Copley Society of Art in Boston.

Anne P. Wert Bio:

Anne P. Wert is an artist and educator. After a career as an elementary school teacher, Anne spent many years living and painting overseas in Europe and Asia before eventually moving with her family to Rhode Island. Her background is in oils, but she is also captivated by the immediacy and unpredictability of watercolors. She mostly works from her home studio, but still enjoys plein air painting when possible. Anne teaches painting at several locations in Rhode Island.



Image courtesy of Bill Lane

www.billlanewatercolors.com



Image courtesy of Anne P. Wert

www.annepwert.com

Relief Printing: Meeting You Where You Are with Betsy Zimmerman

Mondays, 9am – 12pm

January 8th – March 25th – No class Jan 15th & Feb 19th

10 Weeks

\$140 Member || \$295 Non-Member

Studio fee: \$15

Printmaking Studio

Maximum capacity: 8

Beginner, Intermediate, Advanced, Expert

Description:

Explore ways to enrich and expand your printmaking experience with relief techniques in which you enjoy working. Use monotype techniques, linocut, collagraph as you wish with personalized instruction. Use the printing press and/or try methods of hand printing. Caligo Safe Wash Inks are available for the class and there is some free light-weight Japanese printing paper available also.

Betsy Zimmerman Bio:

Elizabeth Bonner Zimmerman is a graduate of the New York College of Ceramics at Alfred University. She has done graduate work at Alfred, Rhode Island College, and the Rhode Island School of Design. Her watercolor work and printmaking have been enriched through study with Joanne Scott on Monhegan Island, ME, for many summers. She has also studied with Al Albrektson, Natalie Pfanstiehl, Carol Fitzsimonds, Richard Harrington, and Joan Boghossian in RI. She is an artist member of the Providence Art Club where she has served on the Board of Managers, been chair of the Art Committee, and teaches printing. She is also an artist member the Printmakers Network of Southern NE.



Image courtesy of Betsy Zimmerman

Painter's Choice: Creating with Intent with Valerie Albert-Weingard and Judy Vilmain

Mondays, 1 – 4pm

January 8th – March 11th – No class Jan 15th & Feb 19th

8 Weeks

\$115 Member || \$240 Non-Member

Masiello Studio

Maximum capacity: 30

Intermediate, Advanced, Expert

Description:

Geared towards intermediate and advanced 2D painters who are developing a cohesive body of work, the goal of this class is to inspire confidence and provide valuable feedback regarding their chosen area of exploration. Working independently in oil, watercolor, pastel and/or acrylic, each participant will benefit from focused classroom work, weekly discussions led by instructors, and helpful critiques.

Valerie Albert-Weingard Bio:

Valerie is a painter and a retired toy designer, living and working in Rehoboth, Massachusetts. She is an exhibiting member of the PAC and works in several painting media, including watercolor, pastel, and oil. Evocative portraiture and figurative paintings with a unique sense of light and shadow are her main subject matter.

Judy Vilmain Bio:

Judy Vilmain is an oil painter living in Providence, Rhode Island, and is an Exhibiting Artist Member of the Providence Art Club. Her work includes intimate outdoor scenes and still-life paintings.



Image courtesy of Valerie Albert-Weingard
<http://www.valeriealbertweingard.com/>



Image courtesy of Judy Vilmain
<https://www.judyvilmainart.com>

Painting the Still Life with Judy Vilmain

Tuesdays, 9am – 12pm

January 9th – March 12th

10 Weeks

\$140 Member || \$295 Non-Member

Masiello Studio

Maximum capacity: 15

Intermediate, Advanced, Expert

Description:

So much of the time we artists paint from photographs, whether it's landscapes or cityscapes or portraits. Setting up a still life from time to time gives you the very pleasurable experience of painting from life, and it keeps your drawing skills sharp. But you don't want to paint another ordinary, boring still life. In this class we will go over different types of still life paintings and explore in detail what it takes to make your still life paintings more compelling. This course is open to representational painters working in any medium.

Judy Vilmain Bio:

Judy Vilmain is an oil painter living in Providence, Rhode Island, and is an Exhibiting Artist Member of the Providence Art Club. Her work includes intimate outdoor scenes and still-life paintings.



Image courtesy of Judy Vilmain
<https://www.judyvilmainart.com>

Marine Botanical Seaweed Pressing and Collage with Mary Jameson

Tuesdays, 10am – 1pm

February 13th – March 12th

5 Weeks

\$85 Member || \$170 Non-Member

Studio Fee: \$60

Printmaking Studio

Maximum capacity: 8

Beginner, Intermediate, Advanced, Expert

Description:

In this 5-week course artist Mary Chatowsky Jameson, owner of Saltwater Studio Newport Art & Design, will introduce seaweed as a medium in art making. Participants will create seaweed pressings using local specimens and learn techniques in collaging dry and wet seaweed. Pressings made in the first class will be worked on throughout the next classes to create layered designs. The seaweed pressing kits, which are like flower presses but adapted for working with this wet medium, are reusable and constructed mostly from recycled materials. You will learn about the history of seaweed as an art form and its ties to the New England coast.

Mary Jameson Bio:

Mary is the owner of Saltwater Studio Art & Design in Newport, Rhode Island. She received her BFA in Graphic Design and Illustration from the University of Miami and has certificates in Museum Studies from Tufts University and Appraisal Studies in Art & Antiques from RISD/ American Society of Appraisers. In 2011 she began exploring seaweed as a medium in her art practice and had her first solo museum show at the Newport Art Museum in 2014. She currently has a piece in the New Bedford Whaling Museum's exhibit: The Cultures of Seaweed, A Singularly Marine and Fabulous Produce, June 5 – December 3, 2023.



Image courtesy of Mary Jameson
<https://saltwaterstudionewport.com>

Painting with Passion with Anthony Tomaselli

Tuesdays, 1 – 4pm

January 9th – March 12th

10 Weeks

\$140 Member || \$295 Non-Member

Masiello Studio

Maximum capacity: 30

Beginner, Intermediate, Advanced, Expert

Description:

There is something about this creative process of making art that keeps bringing us back to IT! A passion... a question that needs to be answered... that special feeling, we get when doing it... the camaraderie of others involved in this similar journey. Why do we keep coming back? The focus of this class will be YOU! Whether you are a beginner or a seasoned veteran of painting (making art), the journey begins with you. Together we will define your goals and set out to achieve them. The goal for you is to learn and improve. Yes, we will work on fundamentals: yes, we will discuss traditional as well as contemporary art applications, yes, we will critique at the end of each class. My goal is to inspire and challenge. So, I encourage you to paint! Have courage. Don't be too comfortable where you are: experiment, splash, scrape, blend, draw, paint and sculpt. Don't fear the unknown. Embrace it. Be challenged by it. Most of all, enjoy every minute of it!

PS: We gather at 11:30 or so at the community table in the Café and break bread. After class, we regroup in Angell's Lane for nosh and beverage.

Anthony Tomaselli Bio:

I like to say that I am a student of life. I've been lucky to have ventured into the world of art, specifically painting, where self-introspection is a daily event. Graduated from RIC with a degree in art, concentrating in painting, and studied for two years at the Boston Architectural Center. Apprenticed with Gene Tonoff (Art and Philosophy), and Joseph Rotundo (Painting). Member of PAC and Salmagundi Club in NYC. Member of The Cranston Hall of Fame. Awarded the Rhode Island College Alumni Award. Honored to have the Painting Studios at RIC named "Anthony Tomaselli Painting Studio." My wife and I own and operate three T's Restaurants, I am represented by several galleries in the Northeast. I teach, give workshops, and presentations throughout New England.



Image courtesy of Anthony Tomaselli
www.anthonytomaselli.com/

New Silver Screen Classics with Thomas Skouras

Tuesdays, 4 – 6:30pm

January 9th – March 12th

10 Weeks

\$140 Member || \$295 Non-Member

Printmaking Studio
Maximum capacity: 12
Intermediate

Description:

For over a century, many great---as well as not so distinguished---plays, novels, short stories, and works of non-fiction have served as sources for moviemakers. Whether the approach was a very literal adaptation of the work or a radically different treatment, the results were often critical and commercial successes. Reserve your seat and enjoy 10 new titles for your viewing pleasure and always welcome reflections.

Thomas Skouras Bio:

Skouras's passionate interest in film history began during his undergraduate Radio-TV-Film program at the University of Texas, Austin, thanks to the college's wealth of enlightening film festivals and lectures. He also lectured on jazz and classical music during his years as a public radio host and producer. Locally, he scheduled midnight classic movies for the Avon Cinema and wrote an entertainment column for The Providence Eagle. More recently, he taught a series of film history courses at RISD. His education includes a B.S. in Radio-Television-Film (University of Texas); M.A. in Counseling (RIC); and Ed.D. in Higher Education Leadership (Johnson & Wales University). He is married and lives on the East Side of Providence.



Gene Tierney in *Leave Her to Heaven*

Life Drawing: Working from the Model with Kate Huntington

Tuesdays, 5:30 – 8:30pm

January 9th – March 12th

10 Weeks

\$180 Member || \$330 Non-Member

Masiello Studio

Maximum capacity: 15

Beginner, Intermediate, Advanced, Expert

Description:

In this class, Kate will share her approach to the figure by walking around and giving students one-on-one tips on how to improve their drawings along with ideas to train them to learn how to see better. We'll be dealing with a variety of poses throughout the three-hour period from a half-hour of quick gestures, to a longer pose towards the end. Students are free to work in whatever materials they choose, though Kate does suggest some newsprint or inexpensive paper for the quick poses.

Kate Huntington Bio:

Kate Huntington grew up in Providence, RI, and began painting and drawing in her very early years. In high school, she met an Italian artist named Antonio Dattorro. Though quite eccentric, he was an outstanding teacher, and he gave Kate an understanding of the human form that was unequal to any formal education. Kate became his protégé for quite a few years, receiving an invaluable education in the process. She received a scholarship to RISD in 1974 and has worked as a representational painter based in the Providence, RI, metropolitan area continuously since 1976. Her work is now shown in several New England galleries and is included in numerous national and international private and corporate collections. Kate works out of her Bristol studio in RI.




Image courtesy of Kate Huntington

Open Studio with Carol Beagan & Catherine McKinnon

Wednesdays, 8:30am – 3:30pm

January 10th – March 13th

10 Weeks

\$110 per term – Members only

Masiello Studio

Maximum capacity: 30

Beginner, Intermediate, Advanced, Expert

Description:

Open Studio is the “Art of Camaraderie.” All levels and media are welcome. Carol and Catherine have been art teachers for many years and have monitored Open Studio since its inception. It’s a great place to share one’s love of art, get feedback (if you desire), and find your own voice.

Carol Beagan Bio:

Carol Beagan taught art in Pawtucket for 28 years before opening Paintbox Preschool, an arts-based program for 3 to 5 year-olds. She graduated from Dickinson University and later received an MAE from RISD. Carol has been involved with Open Studio since its inception, she enjoys exploring and learning different styles of art.

Catherine McKinnon Bio:

Catherine McKinnon is a landscape painter in oils. She graduated from the University of Rhode Island and received a MAT from RISD. After completing her art teaching career, she joined PAC. Along with taking classes and workshops, she has facilitated the Open Studio since its inception.



Image courtesy of Carol Beagan



Image courtesy of Catherine McKinnon

Painterly Monoprints: Unique Impressions and Experimentation with Kirsten Sorensen

Wednesdays, 9:30am – 12:30pm

January 10th – March 13th

10 Weeks

\$140 Member | | \$295 Non-Member

Studio Fee: \$20

Printmaking Studio

Maximum capacity: 8

Beginner, Intermediate, Advanced, Expert

Description:

This class will focus on creating beautiful mixed media monoprints using collage, gel and plexiglass plates, trace drawings, botanicals, and intriguing papers. Our investigation will start with hand printing various textures and patterns on paper to use as collage. These collage creations will be used to enhance the design, composition, color, and personal creative spirit in your larger monoprints. We will use the press and explore the different paints and inks that can be used in monoprints. Our objective is to create a supportive studio atmosphere where artists of all levels can discover a variety of printmaking techniques and create artworks by mixing some traditional processes with experimental perspectives.

Kirsten Sorensen Bio:

Kirsten Sorensen has a BFA in Painting and Art Education. She is an artist and art educator who has taught and directed art-based programs for over 40 years. She spent the last 23 years teaching art at Cranston High School East and lives in Bristol, RI. She currently teaches at Bristol Art Museum and PAC. Kirsten has been concentrating on painting and printmaking, and has exhibited at BAM, PAC, and Art League of Rhode Island.



Image courtesy of Kirsten Sorensen
www.kirstenartstudio.com/

Drawing in the RISD Museum & Beyond with Frances Middendorf

Wednesdays, 10am – 1pm

January 10th – March 13th

10 Weeks

\$140 Member || \$295 Non-Member

RISD Museum

Maximum capacity: 15

Intermediate, Advanced, Expert

Description:

Students will meet in the RISD Museum and other museums, studios and institutes in Providence to study artwork by drawing it. Homework will be assigned each week to develop the individual student's own strengths and interests based on the artwork studied. The class will meet on Tuesday afternoons at 4pm for a zoom critique and on Wednesday mornings in the museum. Besides the instructor, art historians, artists and curators will give talks throughout the course. Art history's themes will be the basis for artistic problem solving for each student.

Frances Middendorf Bio:

Frances Middendorf is a painter who teaches drawing at the Rome Art Program in Rome as well as the Providence Art Club. Born in New York, Frances attended the Rhode Island School of Design (BFA), School of Visual Arts, NYC (MFA) and the New York Studio School. She is represented by the Denise Bibro Gallery in New York City. Following a 15-year commercial art career working for clients such as the New York Times, Newsweek, and the Vivian Beaumont Theater at Lincoln Center, Frances Middendorf continued her learning at the New York Studio School. She moved to Italy in 1997 to study with Nicolas Carone and decided to stay. Nicolas Carone (1917-2010) was an articulate describer of the teachings and tenants of Hans Hoffman as well as a friend to many Italian painters, particularly Giorgio Morandi. By emphasizing “plasticity” or the link between surface tension and three dimensionality (Hoffman’s push-pull), Carone guided Frances’ painting from the narrative to the poetic.



www.francesmiddendorf.com

Hand Coloring Photographs with Laurie Klein

Wednesdays, 1pm – 3:30pm

January 10th – February 7th

5 Weeks

\$85 Member || \$170 Non-Member

Printmaking Studio
Maximum capacity: 10
Beginner, Intermediate

Description:

Hand coloring a black and white photograph is an art form all by itself. This hands-on course introduces you to the history, aesthetics, and technical aspects of hand coloring as well as the many techniques for shooting and finishing images printed in the digital era. The all-important last step of preserving and framing the final artwork makes this a comprehensive workshop. Laurie will be showing examples and doing demonstrations throughout the class. All participants will be working on their hand-coloring and will have the opportunity to have numerous one-on-one interactions with Laurie during class time.

Laurie Klein Bio:

Laurie received her MFA in photography from Ohio University and a BFA from the Rochester Institute of Technology (RIT). Laurie studied with Ansel Adams in the mid-1970s. A gifted photographic educator for over 40 years, Laurie teaches classes and presents workshops and photographic tours around the globe.

The soft, passionate style of Laurie's landscapes and portraits in the landscape conveys the depth and richness of the feminine experience and the ethereal beauty of nature. She continued to grow her love affair with the invisible spectrum throughout her commercial, fine art, and wedding photography career. Since Covid, she has been teaching virtual classes on how photographing heals.

She is the author of *Hand Coloring Black and White Photography*, *Photographing the Female Form* and the first and second editions of *Infrared Photography: Artistic Techniques for Brilliant Images*. Her images have appeared in numerous national magazines and galleries.




Image courtesy of Laurie Klein
www.LaurieKlein.com

Procreate: Developing conventional methods into digital works with Ben Borges

Wednesdays, 4pm – 7pm

January 10th – February 7th

5 Weeks

\$85 Member || \$170 Non-Member

Printmaking Studio
Maximum capacity: 10
Beginner, Intermediate

Description:

In this dynamic Five-week course, artists will embark on a transformative journey, shifting their traditional artistic techniques into the digital realm using the powerful graphic design application, Procreate. Through a series of engaging lessons, participants will learn the ins and outs of Procreate's innovative tools and features, mastering the art of digital creation. This course will be engaging and fun!

Ben Borges Bio:

Ben is a working artist from Providence, RI, proficient in digital platforms, music production, graphic design, and filmmaking. Assistant teaching college-level writing while in high school sparked his passion for art and education. Ben pursued film and business management at the University of Rhode Island, refining his skills and perspective.



Image courtesy of Ben Borges

Drawing For Beginners with Anne Carty

Wednesdays, 5:30pm – 8:30pm

January 10th – March 13th

10 Weeks

\$140 Member || \$295 Non-Member

Masiello Studio

Maximum capacity: 15

Beginner, Intermediate

Description:

Do you want to learn how to draw anything and everything in your environment? Basic approaches include creating silhouetted outlines, contour drawings, describing forms using shading and or cross hatching, and implementing the use of shadows. You will build on your skills of describing real objects on paper using simple shapes to convey three dimensional forms. Be prepared to draw with your non dominant hand, in one continuous line, or without glancing at your page at all. All of these and other simple exercises will help you stop overthinking and start illustrating the world you see before you. Drawing utensils include graphite, soft and hard charcoal, and ink. We will touch on concepts of simple perspective, proportion, and various compositional elements to create drawings that are truer to life from interesting vantage points. The goal is to try as many ways as possible to free your hand while learning to draw what you see.

Anne Carty Bio:

Anne Carty has a BFA from the Rhode Island School of Design in Textile Design. She has worked in the Fashion Industry, the Costume Jewelry Industry and as a Decorative painter for homes and businesses. Anne has studied painting with many local artists as well as taking classes at the Art Student's League, the School of Visual Arts, and the National Academy, all in New York City. She has been a member of the PAC for about 13 years. She has studied and works in Watercolors, Oils, Pastel, Acrylics, and Gouache. Anne has taught Jewelry Illustration at the Boston Museum School of Fine Arts. She loves to draw and is excited to be teaching at PAC after serving on the Education Committee for the past 8 years.



Image courtesy of Anne Carty

Traditional Life/Figure Class with Craig Masten and Kate Huntington

Thursdays, 9am – 12pm

January 11th – March 14th

10 Weeks

\$180 Member || \$330 Non-Member

Masiello Studio

Maximum capacity: 15

Beginner, Intermediate, Advanced, Expert

Description:

This class works with a nude model every week, an excellent way to enhance drawing skills for whatever art you do. Each class begins with brief gesture poses to practice how to put natural movement into figures, followed by a long pose to allow more finished work. All levels of experience are welcome, with individual instruction focused on the needs and wants of each participant.

Craig Masten Bio:

Craig Masten is an award-winning artist and participant in numerous regional art organizations including artist membership in the following: the RI Watercolor Society, PAC, the Connecticut Academy of Fine Arts, the Mystic Museum, the Cape Cod Art Association, and the New England Watercolor Society. He has exhibited in many galleries, is currently an artist member at Spring Bull Gallery in Newport, RI, and at Five Main Gallery in Wickford, RI. His juried awards include the First Place Parker Memorial Award in the PAC Artist Members Exhibition 2022; Second Place in the New England Watercolor Society's Biennial North American Exhibition 2021; the Jean Fain Award for Best Printmaking in the PAC Artist Members Show, 2020; Creative Catalysts Production Award in the New England Watercolor Society Biennial North American Exhibition, 2017; Ruth and William Findlay Memorial National Award in the Rhode Island Watercolor Society National Show, 2015; Milton Halliday Award for Best Watercolor Painting in the PAC Club Artist Members Show, 2013; Stella Halit Award for Best Oil Painting in the PAC Artist Member Shows in 2008 and 2019; and First Place in Wickford Art Association exhibitions, 2008 and 2017.

Kate Huntington Bio:

Kate Huntington grew up in Providence, RI, and began painting and drawing in her very early years. In high school, she met an Italian artist named Antonio Dattorro. Though quite eccentric, he was an outstanding teacher, and he gave Kate an understanding of the human form that was unequal to any formal education. Kate became his protégé for quite a few years, receiving an invaluable education in the process. She received a scholarship to RISD in 1974 and has worked as a representational painter based in the Providence, RI, metropolitan area continuously since 1976. Her work is now shown in several New England galleries and is included in numerous national and international private and corporate collections. Kate works out of her Bristol studio in RI



Image courtesy of Craig Masten
www.craigmasten.com

Abstract Collage and Letterpress Printing with Vintage Papers with Sarah Short

Thursdays, 9am – 12pm

January 11th – March 14th

10 Weeks

\$140 Member || \$295 Non-Member

Studio Fee: \$20

Printmaking Studio

Maximum capacity: 8

Beginner, Intermediate, Advanced

Description:

We will begin by deconstructing books to create a stash of paper and substrates. You'll transform this paper into collage materials using letterpress printing, gelli plate printing (focusing on typographical prints), and other mixed media techniques. We'll create collages while learning the principles and structures of abstract composition. No prior experience with collage or printmaking is necessary.

Sarah Short Bio:

Sarah Z Short is a mixed-media collage artist from the woods of Rhode Island. Her background as an English teacher explains her love of books, which she also enjoys using as the primary material for her collages. She's inspired by faded book covers, foxing on pages, letterpress printing, and vintage ephemera. Sarah begins by printing with wooden type on pages rescued from discarded books. Her favorite tool is the Nolan Proof Press, which she uses for letterpress printing. The prints are then abstracted in her collage compositions to make the original letter forms unrecognizable. Her interest is in the shapes and white space she can create with the typography. Her collages and prints can be found in galleries and as licensed prints. She has been published in print and online magazines and teaches online and in-person. You can see Sarah's art, read her blog, and learn more about her on her website.




Image courtesy of Sarah Short
<https://www.driftwaystudio.com/>

Portrait Drawing and Painting for Beginners with Patricia Schneider

Thursdays, 1pm – 4pm

January 11th – March 14th

10 Weeks

\$140 Member || \$295 Non-Member

Masiello Studio

Maximum capacity: 15

Beginner, Intermediate

Description:

This class is for those beginners who have always wanted to understand and learn how to create a likeness, render accurate flesh tones, and understand the tools used to venture into the wonderful world of portraiture. We will begin by learning how to draw portraits. To render a proportionally correct image, we need to understand the planes of the head which will be discussed throughout the course. Learning how to draw the portrait first will create a solid foundation before moving onto painting the image. We'll start by painting in black and white and later move towards color. You will have plenty of demos, handouts, and support from the instructor. We will walk through the steps every week to achieve these goals. Appropriate for those who would like a better understanding of how to draw portraits and for those who have never tried portrait oil painting.

Patricia Schneider Bio:

A former fashion illustrator now portrait, still-life, and figure artist. Grew up taking art classes from Eugene Tonoff from an early age in downtown Providence. Continues her studies weekly at The Academy of Realist Art in Boston. Loves painting the local scene in her hometown of Westport, MA. Taught Drawing Foundations at PAC in 2023.



Image courtesy of Patricia Schneider

Watercolor for Beginners with Susan Klas Wright

Thursdays, 1pm – 4pm

February 15th – March 14th

5 Weeks

\$85 Member || \$170 Non-Member

Printmaking Studio
Maximum capacity: 10
Beginner

Description:

Experience the freedom of watercolors! Discover how to live with and enjoy the way water moves your paint. Feel free to expect the unexpected and let it paint for you. You'll learn how to control the flow of watercolor, how much or little water to use to achieve the desired effect, and learn techniques for achieving texture, dramatic lights and darks, luminous grays, translucent color, and "when to stop!" A carefully considered preliminary sketch is the basis of a good painting so we'll check our drawings for composition and correct perspective before we begin to paint.

Susan Klas Wright Bio:

Susan Klas Wright worked as a graphic artist, photographer, and freelance advertising artist in Buffalo, NY. As a fine artist, Susan has exhibited her work at the Kent Art Association and Housatonic Art League in Connecticut, and at the New England Watercolor Society in Plymouth, MA. She also exhibits her work and has been an instructor PAC, Rhode Island Watercolor Society, Wickford Art Association, Jerry's Artarama, and Portsmouth Arts Guild. She expanded her creative reach in 2019 when she was chosen to illustrate the children's book, *For Goodness Sake, It's Christmas!* Susan has a BFA from SUNY at Buffalo and a MAT from Rhode Island College.




Image courtesy of Susan Klas Wright
www.susanklaswright.com/

Classic Cinema: Plays into Movies - Tennessee Williams with Paul Stein

Thursday, 4:30pm – 7pm

January 11th - February 8th

February 15th - March 14th

Two sessions, 5 Weeks

\$85 Member || \$170 Non-Member

Printmaking Studio
Maximum capacity: 12

Description:

Tennessee Williams was brilliant and prolific, breathing life and passion into such memorable characters as Blanche DuBois and Stanley Kowalski in his critically acclaimed *"A Streetcar Named Desire."* And like them, he was troubled and self-destructive, an abuser of alcohol and drugs. He was awarded four Drama Critic Circle Awards, two Pulitzer Prizes and the Presidential Medal of Freedom. He was derided by critics and blacklisted by Roman Catholic Cardinal Spellman, who condemned one of his scripts as "revolting, deplorable, morally repellent, offensive to Christian standards of decency." He was Tennessee Williams, one of the greatest playwrights in American history. It's not easy to convert a great play into a movie. It's rarely successful, but for many the only way to see these great plays is in movies. Tennessee Williams is unquestionably one of America's greatest playwrights. In this series we will screen five of William's plays that were made into films: *"A Streetcar Named Desire"* with Marlon Brando, Karl Malden, and Vivian Leigh, *"Baby Doll"* with Karl Malden, Carroll Baker, and Eli Wallach, *"The Glass Menagerie"*, with Katherine Hepburn and Sam Waterson, *"Night of the Iguana"* with Ava Gardner, Richard Burton, and Deborah Kerr and *"Cat on a Hot Tin Roof"* with Burl Ives, Paul Newman, and Joann Woodward. A discussion about the play and if it succeeded as a movie will follow each screening. Please Note that movies will not be repeated from the first session in the second session; total of 10 movies will be shown.

Paul Stein Bio:

Paul Stein studied film production at the NYU Graduate School of Film. He has taught film courses at The OLLI @ URI and at the Providence Art Club including Film Appreciation: The Art of Watching Films, Film Noir, The French New Wave, and the films of Jean Renoir, Alfred Hitchcock, Akira Kurosawa, Federico Fellini, and Ingmar Bergman.



Tennessee Williams at age 54

Oil Painting from the Beginning with Sherie Harkins

Thursdays, 5pm – 8pm

January 11th – February 8th

5 Weeks

\$85 Member || \$170 Non-Member

Masiello Studio

Maximum capacity: 15

Beginner, Intermediate

Description:

New to oil painting, looking for a refresher, or an opportunity to experiment? We will be talking about everything to do with painting in oils, including color theory, color mixing, transparency, brushes, solvents, paint surfaces, application, and composition. Participants are welcome to work from provided set-ups, or in the genre of their choice. Please join us with questions, solutions, and materials in hand!

Sherie Harkins Bio:

After completing her BFA in painting, Sherie Harkins continued to work on canvas while applying her skills as a Landscape Designer. In 2007 she added arts instruction to her plan and has balanced an active exhibition schedule with education, earning her MAT along the way. Sherie worked with high school students full-time for 15 years, virtually and in person, before committing to full-time painting. She is an Exhibiting Artist Member of the Providence Art Club, and her work is part of collections across the country. Sherie believes we continue to improve with each stroke of the brush, and she thoroughly enjoys the mutual learning that takes place in the classroom studio. Sherie continues to teach painting in various venues, including here at PAC and for Rhode Island School of Design's summer program.



Image courtesy of Sherie Harkins
<https://www.sherieharkins.com/>

Cold Wax and Oil with Jossy Lownes

Fridays, 9am– 12pm

January 12th – February 9th

5 Weeks

\$85 Member || \$170 Non-Member

Masiello Studio

Maximum capacity: 15

Beginner, Intermediate, Advanced

Description:

This class provides experimentation using oil paint, cold wax, and mixed media. The beauty of using cold wax is to create translucency and/or texture through layering. We can add and subtract color and line for unusual designs and compositions. Exercises each week include lots of expressive mark making, adding collage, and making monotype printing as part of the layering process. Through experimentation, the class will find personal ways to express their ideas. We are looking to improve our art works. This will help and provide an enjoyable process.

Jossy Lownes Bio:

Jossy holds degrees from Arizona State University and the University of Illinois. Over her 40-year career, she has trained with many of the art world's most notable talents. She is a past president of the Utah Watercolor Society and the Park City Professional Artists. She is also a past board member of the Kimball Art Center in Park City, Utah, and the Sonoran Arts league in Scottsdale, Az. Juried shows include the Wickford Art Festival (3 years), Utah Arts Festival (5 years), and Celebration of Fine Art in Scottsdale (16 years). Gallery representation is currently with Five Main Gallery in Wickford, Complements Art in North Smithfield, RI, and The Art Department, Scottsdale, AZ. Jossy's paintings are included in the permanent collections of the Salt Lake International Airport, Huntsman Cancer Center, and Honor Health Hospital in Scottsdale. Having recently returned to her native Rhode Island, she resides in Bristol, paints daily, teaches, and once again summers at the family island cottage on Narragansett Bay.



Image courtesy of Jossy Lownes

The Dressed Figure with Karen Murtha

Fridays, 9am– 12pm

February 23rd – March 22nd

5 Weeks

\$95 Member || \$190 Non-Member

Masiello Studio

Maximum capacity: 18

Beginner, Intermediate, Advanced, Expert

Description:

In this course we will be using a spot-lit model whose stance and poses will be timed and varied, the model will be dressed in a swimsuit or workout wear for the short-timed poses and draping and using a variety of clothing worn by the model for the longer-timed poses.

Karen Murtha Bio:

A Rhode Island School of Design graduate and artist member of the Providence Art Club. Karen is primarily a figurative painter. Inspired, when young, by the beautiful paintings in her grandmother's family home, she began to paint, working in the classical tradition to capture the light, architecture, and the human figure. She is especially fascinated by the little vignettes of people in all kinds of situations, finding the positions, gestures, and movement, the true expression of a person, and the way they relate to one another. Within those interactions, relationships, and the surroundings, a unique story is conveyed. In the quest to achieve authenticity, a personal expression was created of that beautiful illusion of the moment. Oil paints are most frequently used as her medium with a limited palette of 3 primary colors plus white. Her application is used on canvas, linen, and wood. She also enjoys the freedom of working in watercolor on Yupo, finding it a fun application of paint. Karen formally taught as an art teacher in the East Greenwich School system and at The Newport Art Museum's, Coleman Center. She currently teaches at PAC, The Wickford Art Association, and The Warwick Center for the Arts. She also has illustrated for many companies, which included greeting cards and paper products, and countless wall murals for both businesses and private clients.




Image courtesy of Karen Murtha
<https://www.karenlmurthaart.com/>

Acrylic Studio with Tom Monahan

Friday, 1pm – 4pm

January 12th – March 15th

10 Weeks

\$140 Member || \$295 Non-Member

Masiello Studio

Maximum capacity: 15

Beginner, Intermediate

Description:

Acrylic fine art painting has been growing in popularity for decades. The medium offers some distinct benefits for some artists, especially for beginners. This course is for painters of any experience level or genre, whether you are new to acrylics, or want to reacquaint yourself. The vast majority of what's covered in this course are the same principles offered in oil and watercolor classes, composition, values, color, light, paint mixing, and more. There is a great deal of individual attention in this class, so the pace is geared separately for each student. Tom Monahan was an oil painter who moved primarily to acrylics about six years ago and believes there is virtually nothing that can be done with oil that can't be done in acrylics, just done differently sometimes.

Tom Monahan Bio:

Tom Monahan has been an Exhibiting Artist member of the Providence Art Club since 2014. He is mostly a representational artist working in oil, acrylic, gouache, and mixed media. Tom's art has been honored in exhibits both regionally and nationally. His paintings hang in private collections from Seattle to Miami, LA to Normandy. Tom has been teaching at PAC since 2018. He's served the Club in many volunteer capacities from the Board to Marketing Committee chair, to serving as Chair of the House Committee presently. In his professional life Tom was one of the leading Creative Directors in advertising and a world-renowned Creativity Expert. He has served on a number of non-profit boards in Rhode Island, as well as regional and national organizations.



Image courtesy of Tom Monahan
<http://www.tommonahanartist.com>

Sunday

Copy a Master Painting with Kelly McCullough

Sunday, 12pm – 3pm

January 14th – February 11th

5 Weeks

\$85 Member || \$170 Non-Member

Masiello Studio

Maximum capacity: 15

Beginner, Intermediate

Description:

Learn from the Masters by recreating their work. The students will choose paintings that inspire them and use an iPad or print of the image as a reference. Copying a painting is a fun and valuable exercise to better understand color mixing, paint application and brush work, as well as improve draftsmanship skills. All levels welcome.

Kelly McCullough Bio:

Kelly McCullough has been teaching academic drawing and paintings for two decades. She studied the Sight-Size Technique at the prestigious Charles Cecil Studios in Florence, Italy, from 1999 to 2003. Kelly specializes in classical portraiture and still-life and enjoys mixed media illustration.



Image courtesy of Kelly McCullough
<http://kellymccullough.net/>

Put Life into your Still Life Painting with Kim Barry

Sunday, 12pm – 3pm

February 18th – March 17th

5 Weeks

\$85 Member || \$170 Non-Member

Masiello Studio

Maximum capacity: 15

Beginner, Intermediate

Description:

This class is for beginning to intermediate painters. We will use oil or acrylic paint and will work from observation of natural objects, fruits, veggies, shells. Students will learn to organize their compositions using a warm, value underpainting that will be their “road map” and will guide them to develop their still life paintings with energy, light and life.

Kim Barry Bio:

Kim Barry is a painter, potter, sculptor, and art educator. She graduated from Rhode Island School of Design with a BFA in Sculpture and from University of Massachusetts/Dartmouth with an MFA in Painting. Kim has lived in the south coast of Massachusetts most of her life and is a member of Hatch Street Studios in New Bedford and owner of Clay Trout Pottery in Mattapoisett. Her work is informed by the beautiful, south coast environment and the natural objects she encounters. Ms. Barry states, “My pockets are always full of shells and the bits I discover along my walks. Through deep observation and my intimate response to the natural world, I find a bounty of inspiration for my paintings. My subject matter such as fruits, flowers, veggies, or shells can often reference the human form, gesture, memory, emotion, sensuality or simply capturing the energy of a time and place.”



Image courtesy of Kim Barry
www.kimbarrypainting.com