



Fall 2023

Course Catalogue

Fall 2023 Course Lineup

Mondays: September 11 – November 27 **No class October 9 (Indigenous Day) November 13 (Veterans Day)*

9am – 12pm [Pushing Your Limits in Watercolor](#) with Bill Lane & Anne Wert

9am – 12pm [Layering Color in Relief Printmaking](#) with Betsy Zimmerman

1pm – 4pm [Printmaking & Fused Glass](#) with Alice Benvie-Gebhart (8-week September 11 – November 20)

**No class October 2, 9, and November 13*

9 – 11:30am [Plein Air: The Art of Simplicity](#) with Mark Fernandez (5-week: September 11 – October 16) **No class October 9*

1pm – 4pm [Painter's Choice: Creating with Intent](#) with Susan Aitcheson, Valerie Albert-Weingard, Michele Poirer-Mozzone

Tuesday: September 12 - November 14

9am – 12pm [Painting the Still Life](#) with Judy Vilmain

9am – 3pm [Solar Plate Printmaking](#) with Elena Obelenus & Carol FitzSimonds (7-week: September 12 – October 24)

1pm – 4pm [Painting with Passion](#) with Anthony Tomaselli

4pm – 6:30 [Post-War Classics of the Silver Screen](#) with Thomas Skouras

5:30pm– 8:30 [Life Drawing: Working from the Model](#) with Kate Huntington

Wednesday: September 13 – November 22 **No class November 8*

8:30am – 12:30pm [Open Studio](#) with Carol Beagan & Catherine McKinnon

9:30am – 12:30pm [Painterly Prints: Gel Prints & Beyond](#) with Kirsten Sorensen

10am – 1pm [Drawing at the RISD Museum](#) with Frances Middendorf (10-week) **Class will run on November 8*

1pm – 3pm [Photography for Painters](#) with Gershon Stark (5-week: September 13 – October 11)

1:30pm – 4:30pm [Painting Shiny Objects](#) with Kelly McCullough

4pm – 6:30pm [Classic Cinema: The Films of Pedro Almodovar](#) with Paul Stein

5:30pm – 8pm [Exploring Abstraction in Watercolor](#) with Monica Lee Rich (5-week: September 13 – October 18)

**no class September 20*

Thursday: September 14 – November 30 **No class November 9 or 23*

9am – 12pm [Traditional Life/Figure Class](#) with Craig Masten and Kate Huntington

1pm – 4pm [Studio X: A Custom Curriculum Designed Around You](#) with Tom Monahan

5pm – 8pm [Oil Painting from the Beginning](#) with Sherie Harkins

9am – 12pm [Printmaking Open Studio](#) - for vetted printmakers only

1pm – 4pm [Watercolor for Beginners](#) with Susan Klas Wright (5-week: September 14 – October 12)

4:30pm – 8pm [Printmaking Open Studio](#) - for vetted printmakers only

10am – 11:30pm [Art as Collaboration](#) with Mike Fink

Friday: September 15 - December 1 **No class November 10 & 24*

9am – 12pm [The Dressed Figure](#) with Karen Murtha

1pm – 4pm [Portrait Painting](#) with Harley Barlett

9:30am – 12pm [Watercolor White Line Woodcut](#) with Sharon Estes

1pm – 4pm [Printmaking Open Studio](#) - for vetted printmakers only

8:30am – 11:30am [Procreate](#) with Matthew Paquin (5-week: September 15 – October 13)

9am – 11:30am [iPhone Photography Simplified](#) with Nick Miles (5-week: October 20 – December 1)

Sunday: October 22 – November 26 ** No class November 5*

9am – 3pm [Abstract Painting as Fine Art](#) with Richard Kattman (5-week: October 22 – November 26)

Fall 2023 Workshop

9am – 4pm **Florals Unleashed** with Theresa Girard **Saturday and Sunday September 23-24**

Pushing Your Limits in Watercolor with Bill Lane & Anne P. Wert

Mondays, 9am – 12pm

September 11 – November 27 (10-week)

**No class October 9 (Indigenous Day) November 13 (Veterans Day)*

\$140 Member || \$295 Non-Member

Masiello Studio

Maximum capacity: 20

Course level: Intermediate, Advanced, or Expert

Description:

During the Fall class session, Anne and Bill will split the 10-week session: 5 weeks of Bill teaching and 5 weeks of Anne teaching the class. We'll explore different watercolor techniques, through exercises and/or demos, fine-tuning your value studies and planning your composition before you start painting. This will help ensure you start with a successful design...and painting! (Solid planning, a value sketch and drawing skills will make your watercolor painting a bit easier.) We just ask that you have, at least, tried watercolor a little before taking this class. Paint from your own images or set up a still life but make sure you are passionate about your subject. It will show in your work!

Bill Lane Bio:

At age 7, Bill started drawing with Liz Harvey in, what was then, the Newport Art Association. Later in life, he started watercolor painting at the Attleboro Arts Museum in the early 90's. However, running his own graphic design studio pulled him in lots of different directions, mostly away from painting as dictated by his 'paying' clients. Bill is an Exhibiting Artist Member of the Providence Art Club as well as a Signature Artist Member in the New England Watercolor Society and the Rhode Island Watercolor Society and an artist member of the Copley Society of Art in Boston.



Image courtesy of Bill Lane

www.billanewatercolors.com

Anne P. Wert Bio:

Anne P. Wert is an artist and educator. After a career as an elementary school teacher, Anne spent many years living and painting overseas in Europe and Asia before eventually moving with her family to Rhode Island. Her background is in oils, but she is also captivated by the immediacy and unpredictability of watercolors. She mostly works from her home studio, but still enjoys plein air painting when possible. Anne teaches painting at several locations in Rhode Island.




Image courtesy of Anne P. Wert

www.annepwert.com

Layering Color in Relief Printing with Betsy Zimmerman

Mondays, 9am – 12pm

September 11 – November 27 (10-week)

**No class October 9 (Indigenous Day) November 13 (Veterans Day)*

\$140 Member || \$295 Non-Member

Garden Level Printmaking Studio

Maximum capacity: 8

Course level: Beginner, Intermediate, Advanced, Expert

Description:

Often the flat graphic quality of applying ink is the first response when viewing a linocut or woodcut print. There are many ways to move beyond this when applying layers of ink to a plate whether working with linocuts or monotypes. Trying “rainbow” rolls and other ways will diversify your work. Explore some different techniques with your choice of relief methods of printing. Some paper has been donated and will be available at no cost. We will use hand printing techniques as well as the printing press.

Betsy Zimmerman Bio:

Elizabeth Bonner Zimmerman is a graduate the New York College of Ceramics at Alfred University. She has done graduate work at Alfred, Rhode Island College, and the Rhode Island School of Design. Her watercolor work and printmaking have been enriched through study with Joanne Scott on Monhegan Island, ME, for many summers. She has also studied with Al Albrektson, Natalie Pfanstiehl, Carol Fitzsimonds, Richard Harrington, and Joan Boghossian in RI. She is an artist member of the Providence Art Club where she has served on the Board of Managers, been chair of the Art Committee, and teaches printing. She is also an artist member the Printmakers Network of Southern NE.



Image courtesy of Betsy Zimmerman

Printmaking & Fused Glass with Alice Benvie-Gebhart

Mondays, 1pm – 4pm

September 11 – November 20 (8-week)

**No class October 2, 9, and November 13*

\$140 Member || \$295 Non-Member

Garden Level Printmaking Studio

Maximum capacity: 8

Course level: Beginner, Intermediate

Description:

In this course, students create fine and functional pieces using kiln formed glass. High-fired enamels will be printing onto glass using screen and block printing. Students will use pre-made printing screens as well as make their own.

Alice Benvie Gebhart Bio:

Alice Benvie Gebhart is a fused glass artist who specializes in colorful glass panel landscapes for wall, window or freestanding. Glass fusing is the process of using a kiln to join pieces of cut glass. When the heat is applied, the glass flows and the color blends. All the color in her work is not painted but is derived from the glass itself. After earning her bachelor and master's degrees in fine art education, Alice Benvie Gebhart discovered the brilliance and spontaneity of glass. She worked as an educator for many years but now works exclusively as a full-time professional fused-glass artist.



Image courtesy of Alice Benvie-Gebhart
www.alicegebhart.com

Plein Air: The Art of Simplicity with Mark Fernandez

Mondays, 9 – 11:30am

September 11 – October 16 (5-week)

No class October 9 (Indigenous Day)

\$85 Member || \$170 Non-Member

Angell's Lane & offsite locations (TBD)

Maximum capacity: 10

Course level: Intermediate, Advanced, Expert

Description:

Learn how to simplify the scene and create a composition that allows you to complete a painting while on location in a several hours.

Mark Fernandez Bio:

Mark Fernandez is an advocate of painting on location. Mark primarily paints in oils and pastels. Mark has been painting seriously over the past 20 years, and has been painting full-time for the past seven. He has received awards for his pastels and oil paintings and been juried into National Plein Air events.



Image courtesy of Mark Fernandez

www.markfernandez.com

Painter's Choice: Creating with Intent with Susan Aitcheson, Valerie Albert-Weingard, Michele Poirer Mozzone

Mondays, 1 – 4pm

September 11 – November 27 (10-week)

**No class October 9 (Indigenous Day) November 13 (Veterans Day)*

\$140 Member | | \$295 Non-Member

Masiello Studio

Maximum capacity: 30

Course level: Intermediate, Advanced, Expert

Description:

Geared towards intermediate and advanced 2D painters who are developing a cohesive body of work, the goal of this class is to inspire confidence and provide valuable feedback regarding their chosen area of exploration. Working independently in oil, watercolor, pastel and/or acrylic, each participant will benefit from focused classroom work, weekly discussions led by instructors, and helpful critiques.




Image courtesy of Susan Aitcheson

<https://www.susanaitcheson.com/>

Susan Aitcheson Bio:

Susan Aitcheson as an architect, has shaped buildings and worked with three-dimensional space in ways that are aesthetically pleasing which has greatly influenced her sense of shaping space as a painter on a two-dimensional surface. She tries to draw the viewer, as she would in an architectural design, through both vast and intimate spaces, small to large, large to small, and toward light or into darkness, to create for the viewer a dynamic experience on canvas. Where does the light take you and what is the relationship of scale - can you feel it? What is the dimension of your experience in a big sky or a small garden scene? She paints in oil, pastel and watercolor.

Michele Poirer Mozzone Bio:

Michele Poirier Mozzone is best known for her ongoing series of paintings entitled, *Fractured Light*, which explores the transformative effect of water and sunlight on the human form. Most recently, Michele's work has been featured in notable publications such as *International Artist*, *Artists & Illustrators (UK)*, *Pastel Journal*, *Glorious Sport (UK)* and *Pratique Des Arts (France)*, among others. Hammitt Handbags of Los Angeles recently launched a limited-edition line of bags featuring one of Michele's paintings. Her work has shown in solo and duet exhibitions at Tambaran2 Gallery in NYC, and is also represented in fine art galleries throughout New England.



Image courtesy of Michele Poirer-Mozzone

<https://www.poirer-mozzone.com/>



Image courtesy of Valerie Albert-Weingard

<http://www.valeriealbertweingard.com/>

Valerie Albert-Weingard Bio:

Valerie is a painter and a retired toy designer, living and working in Rehoboth, Massachusetts. She is an exhibiting member of the PAC and works in several painting media, including watercolor, pastel, and oil. Evocative portraiture and figurative paintings with a unique sense of light and shadow are her main subject matter.

Painting the Still Life with Judy Vilmain

Tuesdays, 9am – 12pm

September 12 - November 14 (10-week)

\$140 Member || \$295 Non-Member

Masiello Studio

Maximum capacity: 12

Course level: Intermediate, Advanced, Expert

Description:

So much of the time we artists paint from photographs, whether it's landscapes or cityscapes or portraits. Setting up a still life from time to time gives you the very pleasurable experience of painting from life, and it keeps your drawing skills sharp. But you don't want to paint another ordinary, boring still life. In this class we will go over different types of still life paintings and explore in detail what it takes to make your still life paintings more compelling. This course is open to representational painters working in any medium.

Judy Vilmain Bio:

Judy Vilmain is an oil painter living in Providence, Rhode Island, and is an Exhibiting Artist Member of the Providence Art Club. Her work includes intimate outdoor scenes and still-life paintings.



Image courtesy of Judy Vilmain
<https://www.judyvilmainart.com>

Solar Plate Printmaking with Carol FitzSimonds & Elena Obelenus

Tuesdays, 9am – 3pm

September 12 – October 24 (7-weeks)

\$140 Member || \$295 Non-Member

Garden Level Printmaking Studio

Maximum capacity: 7

Course level: Beginner, Intermediate, Advanced

Description:

Students will work with 21st century photopolymer plates using UV sunlight and tap water to make a printable surface. Easy, safe, and fast, these plates are ready to print in 20 minutes. Instruction will cover all the ways to create images on these plates, the multiple approaches to printing these plates as well as other printmaking techniques that can be combined with these plates to make unique prints or varied editions. Open to all members, at all levels of experience.



Image courtesy of Carol FitzSimonds

www.csfitzsimonds.com

Carol FitzSimonds Bio:

Born, raised, and educated in Virginia, Carol has been a passionate printmaker in multiple techniques for over 40 years. She has exhibited her prints and unique artist books at colleges, museums, and galleries across the United States and abroad in Europe and Asia. Her work is in many collections including: the Smithsonian, National Museum of Women in the Arts, United States Library of Congress; Da Nang Fine Arts Museum, RISD Museum, New Britain Museum of American Art, Zimmerli Art Museum, Syracuse University, Villanova University and others. Carol was recognized with the Art Club Metal and a silhouette.



Image courtesy of Elena Obelenus

Elena Obelenus Bio:

Elena, a NYC native, graduated from the Fashion Institute of Technology and worked in textile design for over 35 years. She began ceramics at the Visual Arts Center of New Jersey and after retiring devoted herself to ceramics. She marries her love of pattern into both her clay surfaces and printmaking techniques of photopolymer intaglio, monotype and pochoir. Elena's award-winning ceramics and prints have been exhibited at the Bristol Art Museum, Newport Art Museum and in galleries in RI and MA. She is an exhibiting artist member of the PAC and Art League Rhode Island.

Painting with Passion with Anthony Tomaselli

Tuesdays, 1 – 4pm

September 12 - November 14 (10-week)

\$140 Member || \$295 Non-Member

Masiello Studio

Maximum capacity: 30

Course level: Beginner, Intermediate, Advanced, Expert

Description:

There is something about this creative process of making art that keeps bringing us back to IT! A passion... A question that needs to be answered... that special feeling, we get when doing it... the camaraderie of others involved in this similar journey. Why do you keep coming back? The focus of this class will be YOU! Whether you are a beginner or a seasoned veteran of painting (making art), the journey begins with you. We will together define your goals and set out to achieve them. The goal for you is to learn and improve. Yes, we will work on fundamentals, yes, we will discuss traditional as well as contemporary art applications, yes, we will critique at the end of each class, my goal is to inspire and challenge. So, I encourage you to paint! Have courage, don't be too comfortable where you are: experiment, splash, scrape, blend, draw, paint and sculpt. Don't fear the unknown. Embrace it. Be challenged by it. Most of all, enjoy every minute of it!

PS: We gather at 11:30 or so at the community table in the Café and break bread. After class, we regroup in Angell's Lane for nosh and beverage.

Anthony Tomaselli Bio:

I like to say that I am a student of life. I've been lucky to have ventured into the world of ART, specifically painting, where self-introspection is a daily event. I've also been lucky to have had great mentors, friends, family and the very best partner in my life one could ask for (my wife of 40 years, Tina). Oh, and the technical stuff; Graduated from RIC with a degree in Art, concentrating in painting, studied for two years at the Boston Architectural Center. Apprenticed with Gene Tonoff (Art and Philosophy), and Joseph Rotundo (Painting). Member of PAC and Salmagundy Club in NYC. Member of The Cranston Hall of Fame. Awarded the Rhode Island College Alumni Award. Honored to have the Painting Studios at RIC named "Anthony Tomaselli Painting Studio" My wife and I own and operate 3 T's Restaurants, I am represented by several galleries in the Northeast, I teach, give workshops, and presentations through-out New England. I have two fabulous children and one granddaughter.



Image courtesy of Anthony Tomaselli
www.anthonytomaselli.com/

Post-War Classics of the Silver Screen: Hollywood in the 1950s with Thomas Skouras

Tuesdays, 4 – 6:30pm

September 12 - November 14 (10-week)

\$140 Member || \$295 Non-Member

Garden Level Printmaking Studio

Maximum capacity: 20

Course level: Intermediate

Description:

The prime goal of this class is to increase awareness of the immense inventory of outstanding cinema that our nation has produced since the introduction of sound. I hope to mix the enjoyment of each film with greater insights for the viewer.

Thomas Skouras Bio:

Skouras's passionate interest in film history began during his undergraduate Radio-TV-Film program at the University of Texas, Austin, thanks to the college's wealth of enlightening film festivals and lectures. He also lectured on jazz and classical music during his years as a public radio host and producer. Locally, he scheduled midnight classic movies for the Avon Cinema and wrote an entertainment column for The Providence Eagle. More recently, he taught a series of film history courses at RISD. His education includes a B.S. in Radio-Television-Film (University of Texas); M.A. in Counseling (RIC); and Ed.D. in Higher Education Leadership (Johnson & Wales University). He is married and lives on the East Side of Providence.



Gloria Swanson, aka Norma Desmond, in Billy Wilder's *Sunset Boulevard*

Life Drawing: Working from the Model with Kate Huntington

Tuesdays, 5:30 – 8:30pm

September 12 - November 14 (10-week)

\$180 Member || \$330 Non-Member

Masiello Studio

Maximum capacity: 18

Course level: Beginner, Intermediate, Advanced, Expert

Description:

In this class, Kate will share her approach to the figure by walking around and giving students one-on-one tips on how to improve their drawings along with ideas to train them to learn how to see better. We'll be dealing with a variety of poses throughout the 3-hour period from a half-hour of quick gestures, to a longer pose towards the end. Students are free to work in whatever materials they choose, though Kate does suggest some newsprint or inexpensive paper for the quick poses.

Kate Huntington Bio:

Kate Huntington grew up in Providence, RI. and began painting and drawing in her very early years. In high school, she met an Italian artist named Antonio Dattorro. Though quite eccentric, he was an outstanding teacher, and he gave Kate Huntington an understanding of the human form that was unequal to any formal education. Huntington became his protégé for quite a few years, receiving an invaluable education in the process. She received a scholarship to RISD in 1974 and has worked as a representational painter based in the Providence, RI metropolitan area continuously since 1976. Her work is now shown in several New England galleries and is included in numerous national and international private and corporate collections. Kate works out of her Bristol studio in RI.




Image courtesy of Kate Huntington

Open Studio with Carol Beagan & Catherine McKinnon

Wednesdays, 8:30am – 12:30pm

September 13 – November 22 (10-week)

**No class November 8*

\$100 per term – Members only*

Masiello Studio

Maximum capacity: 30

Course level: Beginner, Intermediate, Advanced, Expert

Description:

Open Studio is the “Art of Camaraderie.” All levels and media are welcome. Carol and Catherine have been art teachers for many years and have monitored Open Studio since its inception. A great place to share one’s love of art, get feedback if you desire and find your own voice.

Carol Beagan Bio:

Carol Beagan taught art in Pawtucket for 28 years before opening Paintbox Preschool, an arts-based program for 3 to 5 year olds. She graduated from Dickinson University and later received an MAE from RISD. Carol has been involved with Open Studio since its inception, she enjoys exploring and learning different styles of art.

Catherine McKinnon Bio:

Catherine McKinnon is a landscape painter in oils. She graduated from the University of Rhode Island and received a MAT from RISD. After completing her art teaching career, she joined PAC. Along with taking classes and workshops, she has facilitated the Open Studio since its inception.



Image courtesy of Carol Beagan



Image courtesy of Catherine McKinnon

Painterly Prints: Gel Prints & Beyond with Kirsten Sorensen

Wednesdays, 9:30am – 12:30pm

September 13 – November 22 (10-week)

**No class November 8*

\$140 Member || \$295 Non-Member

Garden Level Printmaking Studio

Maximum capacity: 8

Course level: Beginner, Intermediate, Advanced, Expert

Description:

Painterly prints can be achieved by each artist in many different forms. This class is designed to investigate a variety of monotype, monoprint and relief techniques and beyond to achieve unique artworks. We will begin our investigation working with the wonderful possibilities of Gel Plate monoprinting. It is a contemporary printmaking technique that gives the artist endless creative possibilities without a press. We will learn how to transfer photos and work in layers. Combining processes is encouraged to build technical knowledge and communicate in a rich new visual language. We will use water soluble inks, acrylic paint, rice, print, collage papers and uncommon media. Our objective is to create a supportive studio atmosphere where artists of all levels can discover a variety of printmaking techniques using hand and press printing and create artworks mixing some traditional process with experimental perspectives.

Kirsten Sorensen Bio:

Kirsten Sorensen has a BFA in Painting and Art Education. She is an artist and art educator who has taught and directed art-based programs for over 40 years. She spent the last 23 years teaching art at Cranston High School East and lives in Bristol, Rhode Island. She currently teaches at Bristol Art Museum and PAC. Kirsten has currently been concentrating on painting and printmaking and has exhibited at BAM, PAC and Art League of Rhode Island.




Image courtesy of Kirsten Sorensen
www.kirstenartstudio.com/

Drawing in the RISD Museum & Beyond with Frances Middendorf

Wednesdays, 10am – 1pm

September 13 – November 15 (10-week)

**Class will run on November 8 (offsite)*

\$140 Member || \$295 Non-Member

RISD Museum

Maximum capacity: 15

Course level: Beginner, Intermediate, Advanced, Expert

Description:

Students will meet in the RISD Museum and other museums, studios and institutes in Providence to study artwork by drawing it. Homework will be assigned each week to develop the individual student's own strengths and interests based on the artwork studied. The class will meet on Tuesday afternoons at 4pm for a zoom critique and on Wednesday mornings in the museum. Besides the instructor, art historians, artists and curators will give talks throughout the course. Art history's themes will be the basis for artistic problem solving for each student.

Frances Middendorf Bio:

Frances Middendorf is a painter who teaches drawing at the Rome Art Program in Rome as well as the Providence Art Club. Born in New York, Frances attended the Rhode Island School of Design (BFA), School of Visual Arts, NYC (MFA) and the New York Studio School. She is represented by the Denise Bibro Gallery in New York City. Following a 15-year commercial art career working for clients such as the New York Times, Newsweek and the Vivian Beaumont Theater at Lincoln Center, Frances Middendorf continued her learning at the New York Studio School. She moved to Italy in 1997 to study with Nicolas Carone and decided to stay. Nicolas Carone (1917-2010) was an articulate describer of the teachings and tenants of Hans Hoffman as well as a friend to many Italian painters particularly Giorgio Morandi. By emphasizing “plasticity” or the link between surface tension and three dimensionality (Hoffman’s push-pull), Carone guided Frances’ painting from the narrative to the poetic.



DANNY ROBBINS DESCRIBES THE UNSUSPECTED OVERTONES OF
ROY LICHTENSTEIN'S "ICE CREAM SODA" TO A MEMBER'S TOUR OF THE
"RECENT STILL LIFE" EXHIBIT - MARCH, 1966

Photography for Painters with Jonathan Gershon Stark

Wednesdays, 1pm – 3pm

September 13 – October 11 (5-week)

\$85 Member || \$170 Non-Member

Garden Level Printmaking Studio

Maximum capacity: 15

Course level: Beginner, Intermediate, Advanced, Expert

Description:

“If you want to create a better painting start with a better photo.” Through a series of photographic exercises relating F-Stop, Shutter Speed, ISO, and available light students will learn to use their camera to create photographs that serve as a dynamic reference for their paintings. Students will learn how to use their physical environment and their relation to it to find compositions that are exciting to work from.

Jonathan Gershon Stark Bio:

Gershon Stark is a Providence based, world travelled, fine arts photographer. Gershon is fluent in traditional film-based photography and is an expert in digital photography. He uses both mediums, independently and cooperatively to create his photographs. Gershon recently exhibited his Sticks and Stones Project© at the Rhode Island Center for Photographic Arts and has been featured on "Artscape" on Rhode Island Public Radio.



Image courtesy of Jonathan Gershon Stark
www.starkview.com

Painting Shiny Objects with Kelly McCullough

Wednesdays, 1:30pm – 4:30pm

September 13 – November 22 (10-week)

**No class November 8*

\$140 Member || \$295 Non-Member

Masiello Studio

Maximum capacity: 12

Course level: Beginner, Intermediate, Advanced

Description:

The goal of this class is to have fun, and to sharpen drawing and painting skills by studying reflective surfaces. Everything we see is light bouncing off surfaces. Accurately depicting reflective objects (glass, metal, etc.) takes more observation and more finessing, but it's not as hard as it you may think.

Kelly McCullough Bio:

Kelly McCullough has been teaching academic drawing and paintings for two decades. She studied the Sight-Size Technique at the prestigious Charles Cecil Studios in Florence, Italy, from 1999 to 2003. Kelly specializes in classical portraiture and still-life, and also enjoys mixed media illustration.



Image courtesy of Kelly McCullough

www.kellymccullough.net

Classic Cinema: The Films of Pedro Almodovar with Paul Stein

Wednesdays, 4pm – 6:30pm

September 13 – November 22 (10-week)

**No class November 8*

\$140 Member || \$295 Non-Member

Garden Level Printmaking Studio

Maximum capacity: 15

Course level: Beginner

Description:

To examine the career and films of Pedro Almodóvar. Discussion to be held after viewing the films.

Paul Stein Bio:

Paul Stein studied film production at the NYU Graduate School of Film. He has taught film courses at The OLLI @ URI and at the Providence Art Club including Film Appreciation: The Art of Watching Films, Film Noir, The French New Wave and the films of Jean Renoir, Alfred Hitchcock, Akira Kurosawa, Federico Fellini and Ingmar Bergman.



Exploring Abstraction in Watercolor with Monica Lee Rich

Wednesdays, 5:30pm – 8pm

September 13 – October 18 (5-week)

**No class September 20*

\$85 Member || \$170 Non-Member

Masiello Studio

Maximum capacity: 30

Course level: Beginner, Intermediate, Advanced, Expert

Description:

Students will be quickly guided through the basics of watercolor and then begin to unearth their artistic intuition to explore color to develop their unique points of view using the principles of abstraction. This innovative approach is designed for artists of all genres to develop new ways to envision and engage with their work. Some prior watercolor experience is helpful but not necessary.

Monica Lee Rich Bio:

Monica Lee Rich is an American painter born in Vicenza, Italy, and based in Rhode Island. Monica Lee's works are moments where passionate human impulses are married with the elegance of nature. She works in oil, acrylic and watercolor. Her expressive line finds its way into all the media she works with, creating a sensual continuity.




Image courtesy of Monica Lee Rich

<https://www.monicaleestudios.com/>

Traditional Life/Figure Class with Craig Masten and Kate Huntington

Thursdays, 9am – 12pm

September 14 – November 30 (10-week) **No class November 9 or 23*

\$180 Member | | \$330 Non-Member

Masiello Studio

Maximum capacity: 16

Course level: Beginner, Intermediate, Advanced, Expert

Description:

This class works with a nude model every week. An excellent way to enhance drawing skills for whatever art you do. Each class begins with brief gesture poses to practice how to put natural movement into figures, followed by a long pose to allow more finished work. All levels of experience are welcome, with individual instruction focused on the needs and wants of each participant.

Craig Masten Bio:

Craig Masten is an award-winning artist and participant in numerous regional art organizations including artist membership in the following: the RI Watercolor Society, PAC, the Connecticut Academy of Fine Arts, the Mystic Museum, the Cape Cod Art Association, and the New England Watercolor Society. He has exhibited in many galleries, is currently an artist member at Spring Bull Gallery in Newport, RI, and at Five Main Gallery in Wickford, RI. His juried awards include the First Place Parker Memorial Award in the PAC Artist Members Exhibition 2022; Second Place in the New England Watercolor Society's Biennial North American Exhibition 2021; the Jean Fain Award for Best Printmaking in the PAC Artist Members Show, 2020; Creative Catalysts Production Award in the New England Watercolor Society Biennial North American Exhibition, 2017; Ruth and William Findlay Memorial National Award in the Rhode Island Watercolor Society National Show, 2015; Milton Halliday Award for Best Watercolor Painting in the PAC Club Artist Members Show, 2013; Stella Halit Award for Best Oil Painting in the PAC Artist Member Shows in 2008 and 2019; and First Place in Wickford Art Association exhibitions, 2008 and 2017.

Kate Huntington Bio:

Kate Huntington grew up in Providence, RI. and began painting and drawing in her very early years. In high school, she met an Italian artist named Antonio Dattorro. Though quite eccentric, he was an outstanding teacher, and he gave Kate Huntington an understanding of the human form that was unequal to any formal education. Huntington became his protégé for quite a few years, receiving an invaluable education in the process. She received a scholarship to RISD in 1974 and has worked as a representational painter based in the Providence, RI metropolitan area continuously since 1976. Her work is now shown in several New England galleries and is included in numerous national and international private and corporate collections. Kate works out of her Bristol studio in RI.



Image courtesy of Craig Masten
www.craigmasten.com

Studio X: A Custom Curriculum Designed Around You with Tom Monahan

Thursdays, 1pm – 4pm

September 14 – November 30 (10-week) **No class November 9 or 23*

\$140 Member || \$295 Non-Member

Masiello Studio

Maximum capacity: 12

Course level: Beginner, Intermediate

Description:

Studio X addresses each student's artistic X factor- what defines you individually, your interests and goals. Each student's unique course of study is built around their specific wants and needs. Tom's roles are resource, guide, and objective perspective into each student's studio practice. Studio X is for painters of any experience level, medium or genre. From week to week, artists work on what they please, as Tom cruises the room, visiting with each student several times per class.

Tom Monahan Bio:

Tom Monahan has been an Exhibiting Artist member of the Providence Art Club since 2014. He is mostly a representational artist working in oil, acrylic, gouache and mixed media. Tom's art has been honored in exhibits both regionally and nationally. His paintings hang in private collections from Seattle to Miami, LA to Normandy. Tom has been teaching at our club since 2018. He has served the club in many volunteer capacities from the Board and Executive Committee to Marketing and Membership committees. He presently serves as Chair of the House Committee. In his professional life Tom Monahan was one of the leading Creative Directors in advertising and a world-renowned Creativity Expert. He has served on a number of boards including the Providence Preservation Society and AS220, as well as regional and national organizations such as The One Club for Advertising in NYC.




Image courtesy of Tom Monahan
<http://www.tommonahanartist.com>

Oil Painting from the Beginning with Sherie Harkins

Thursdays, 5pm – 8pm

September 14 – November 30 (10-week)

**No class November 9 or 23*

\$140 Member || \$295 Non-Member

Masiello Studio

Maximum capacity: 16

Course level: Beginner, Intermediate

Description:

New to oil painting or looking for a refresher? We will be talking about everything related to painting in oils, including color mixing and transparency, brushes, solvents, paint surfaces, application, genre, and composition. Subject matter will be provided in class, but students are welcome to bring their own reference material if they are interested in working on a particular topic. Please join us with questions and materials in hand!

Sherie Harkins Bio:

Prior to completing her undergraduate studies, Harkins thoroughly appreciated her time as a mom while doing commission portrait work. After completing her BFA in painting, she continued her work on canvas while applying her skills as a Landscape Designer and occasional teacher. In 2007 she added full-time public arts instruction to her plan, and has balanced an active exhibition schedule with education, earning a graduate degree in Creative Arts. Harkins has taught virtually and in person to Massachusetts public high school students, and as part of the RISD summer program. Today Harkins can be found painting in the woods of Rehoboth, MA where she lives with her husband and her dog, Bear.



Image courtesy of Sherie Harkins

<https://www.sherieharkins.com/>

Watercolor for Beginners with Susan Klas Wright

Thursdays, 1pm – 4pm

September 14 – October 12 (5-week)

\$85 Member || \$170 Non-Member

Garden Level Printmaking Studio

Maximum capacity: 10

Course level: Beginner

Description:

Experience the freedom of watercolors! Discover how to live with and enjoy the way water moves your paint. Feel free to expect the unexpected and let it paint for you. You'll learn how to control the flow of watercolor, how much or little water to use to achieve the desired effect, and learn techniques for achieving texture, dramatic lights and darks, luminous grays, translucent color and "when to stop!" A carefully considered preliminary sketch is the basis of a good painting so we'll check our drawings for composition and correct perspective before we begin to paint.

Susan Klas Wright Bio:

Susan Klas Wright worked as a graphic artist, photographer, and freelance advertising artist in Buffalo, NY. As a fine artist, Susan has exhibited her work at the Kent Art Association and Housatonic Art League in Connecticut, and at the New England Watercolor Society in Plymouth, Massachusetts. She also exhibits her work and has been an instructor PAC, Rhode Island Watercolor Society, Wickford Art Association, Jerry's Artarama, and Portsmouth Arts Guild. She expanded her creative reach in 2019 when she was chosen to illustrate the children's book, *For Goodness Sake, It's Christmas!*. Susan has a BFA from SUNY at Buffalo and a MAT from Rhode Island College.




Image courtesy of Susan Klas Wright

www.susanklaswright.com/

Art as Collaboration with Mike Fink

Thursdays, 10am – 11:30am

September 14 – November 30 (10-week)

**No class November 9 or 23*

\$85 Member || \$170 Non-Member

The Blue Room

Maximum capacity: 12

Course level: Intermediate

Description:

Collaboration implies a mix of words and images and thus would embrace art criticism (or eloquent appreciation) as well as a rebirth of cursive "penmanship" to accompany drawings, paintings, illustrations - as in Beatrice Potter's children's books, all the way to the Maus book, I and II, by Art Spiegelman, and a consideration of the concept of prose poetry. Taken from the dialogues of Oscar Wilde, the class would encourage the development of skills that do not divide the reviewer from the work but rather accompany the object with articulate attention and close reading and attentive contemplation. We will read, watch documentary portraits, converse and travel from the sublime to the ridiculous, the funnies to the memoirs. We will craft storyboards, crit gallery shows, celebrate and share, and produce our projects communally.

Mike Fink Bio:

Mike Fink is a RISD Professor Emeritus and distinguished columnist in a number of local, national and international newspapers and magazines. His themes are often the marriage of word and image. Fink is deeply devoted to the rich mix of contradictions and collaborations among the visual arts, the verbal or poetic arts and designs, and the blend of criticism and creativity. Fink received his BA from Yale in 1955, including a junior year abroad at the Paris Sorbonne, and is the recipient of the Montaigne prize for excellence in French. He was awarded his MAT with a thesis in "French Through Pictures" from Harvard, and a MFA at Brown. He began his professional career at RISD in 1956. Fink designed numerous elective courses, of which the syllabus of "Drawing with Words" a composition required course, was published in 1982 by University Press of America. He has been honored with several honorary degrees, including an alumni award, an honorary survivor prize for his film "Here We Live Again", which has been accepted by the United States Holocaust Memorial Museum in Washington D.C. In addition, he is the recipient of the Frazier Award for Excellence in Teaching.



Image courtesy of Mike Fink

The Dressed Figure with Karen Murtha

Fridays, 9am– 12pm

September 15 - December 1 (10 weeks)

*No class November 10 & 24

\$180 Member | | \$330 Non-Member

Masiello Studio

Maximum capacity: 18

Course level: Beginner, Intermediate, Advanced, Expert

Description:

In this course we will be using a spot-lit model whose stance and poses will be timed and varied, the model will be dressed in a swimsuit or workout wear for the short-timed poses. Draping and using a variety of clothing on the model will be worn for the longer-timed poses.

Karen Murtha Bio:

A Rhode Island School of Design graduate and artist member of the Providence Art Club., Karen is primarily a figurative painter. Inspired, when young, by the beautiful paintings in her grandmother's family home, she began to paint, working in the classical tradition to capture the light, architecture, and the human figure. She is especially fascinated by the little vignettes of people in all kinds of situations, finding the positions, gestures, and movement, the true expression of a person, and the way they relate to one another. Within those interactions, relationships, and the surroundings, a unique story is conveyed. In the quest to achieve authenticity, a personal expression was created of that beautiful illusion of the moment. Oil paints are most frequently used as her medium with a limited palette of 3 primary colors plus white. Her application is used on canvas, linen and wood. She also enjoys the freedom of working in watercolor on Yupo, finding it a fun, application of paint. Karen formally taught as an art teacher in the East Greenwich School system and at The Newport Art Museum's, Coleman Center. She currently teaches at the Providence Art club, The Wickford Art Association, and The Warwick Center for the Arts. She also has illustrated for many companies, which included greeting cards and paper products, and countless wall murals for both businesses and private clients.




Image courtesy of Karen Murtha
<https://www.karenmurthaart.com/>

Portrait Painting with Harley Barlett

Fridays, 1pm– 4pm

September 15 - December 1 (10 weeks)

*No class November 10 & 24

\$180 Member | | \$330 Non-Member

Masiello Studio

Maximum capacity: 20

Course level: Beginner, Intermediate

Description:

This class is focused on the painting of the subject's head. Primarily we will concern ourselves with gaining a successful likeness. Topics such as: sizing the head to the canvas, early block-in techniques and paint application will be discussed. Paint development will be talked about as the class proceeds in their own work. Typically, I set up and paint during the class as well so that I can explain, through example, my approach to this subject. I like to observe how the students work and make suggestions as they go as to how they may improve their own approach.

Harley Barlett Bio:

Harley Bartlett was born in 1959 near Pittsburg, Pennsylvania. However, having lived in Rhode Island for most of his life he considers himself a Rhode Islander. He earned his BA at the University of Pennsylvania and followed up with studies at The Pennsylvania Academy of the Fine Arts. Bartlett has broad experience in the art world. He has exhibited his paintings in New England Galleries for over 30 years. His paintings may be found in many Rhode Island Institutions such as; Rhode Island College, Bryant University, Women & Infants Hospital, Newport Hospital, Lady of Fatima, South County Hospital, as well as; Aquidnick Land Trust, Kent County Hospital, Norman Bird Sanctuary Rhode Island Philharmonic School, the New England Institute of Technology, The Providence Art Club, The State of Rhode Island, The City of Providence, RI and the Town of Bristol, RI. He has been commissioned to create paintings for the Amica Insurance Company, the East Greenwich Yacht Club, the Warwick Country Club and the Harvard Club, as well as countless private commissions. He and his work have been featured in many articles in publications such as; American Artist Magazine, Florida Architecture, Traditional Home Magazine, Home Gallery and recently Soundings Magazine.



Image courtesy of Harley Barlett

<https://www.bartlettfineart.com/>

Watercolor White Line Woodcut with Sharon Estes

Fridays, 9:30am– 12pm

September 15 – December 1 (10-week)

*No class November 10 & 24

\$140 Member || \$295 Non-Member

Garden Level Printmaking Studio

Maximum capacity: 10

Course level: Beginner

Description:

This class will take students through the history of white-line wood cut, widely considered the sole American wood cut technique, to basic carving skills, painting techniques and making prints. By the end of the class, students will have a good understanding of basic white line wood cut printmaking and will be introduced to more advanced carving and painting techniques, if time allows.

Sharon Estes Bio:

Sharon Estes is a self-taught, emerging artist living in Rhode Island. She creates in two mediums, hand-printed watercolor white line woodcuts, also known as "Provincetown prints"; and acrylic paintings in a style she calls "Technicolor Realism," which uses bright, saturated color, depicting images in a way that they are representative of the object, just not in a traditional realist manner. Creativity has always been a part of Sharon's life, and in 2018, at the age of 57, she picked up a paint brush and never looked back.



Image courtesy of Sharon Estes

www.shaestesart.com

Procreate with Matthew Paquin

Fridays, 8:30am– 11:30am

September 15 – October 13 (5-week)

\$85 Member || \$170 Non-Member

Maxwell Mays Gallery

Maximum capacity: 10

Course level: Beginner

Description:

In this class, students will explore the exciting world of digital painting using Procreate, the digital painting app on the iPad. Through a combination of demonstrations, hands-on exercises, and individualized instruction, students will learn various techniques and tools to create stunning digital artwork. Emphasis will be placed on translating traditional art and design fundamentals to a digital platform. By the end of the five-week class, students will be equipped with the necessary skills and knowledge to continue exploring and creating their own digital artwork beyond the class.

Students are required to bring their own iPad (any model compatible with Procreate) and a compatible stylus. Basic familiarity with using the iPad and its touch interface is recommended, but no prior experience with Procreate is necessary. An accompanying laptop is also ideal.

Matthew Paquin Bio:

Matt Paquin is an accomplished digital artist and experienced instructor specializing in the intersection of art and technology. With a BA in Art Studio from the University of Rhode Island and a Certificate in Computer Animation from the RISD, he brings a solid educational background to his Procreate class at PAC. He spent the last seven years working in architectural visualization. His freelance clients include Intel, Reebok, Disney and VISA. Matt has taught at RISD CE, Roger Williams University, and Johnson & Wales. Matt believes in fostering a collaborative and inclusive learning environment, encouraging students to explore their unique artistic voice and push their boundaries.




Image courtesy of Matthew Paquin

iPhone Photography Simplified with Nick Miles

Fridays, 9am– 11:30am

October 20 – December 1 (5-week)

*No class November 10 & 24

\$85 Member || \$170 Non-Member

Maxwell Mays Gallery

Maximum capacity: 12

Course level: Beginner, Intermediate

Description:

“Everyone’s a photographer.” Such is the lament of many pro photographers today. But are you truly tapping all the capabilities of your smartphone? This course will help you do that—and then apply what you learn to take better photographs—either for their own sake or to inspire other artwork. In this short course we’ll cover all the basics from better exposures to better compositions for portraits, still lifes and landscapes. Beyond the basics, you’ll learn about more sophisticated capabilities to truly unlock the power of your smartphone. While we’ll be focusing on the Apple iPhone, similar principles can be applied to other brands/operating systems. You will then get to apply everything you learn in class, and share the results.

Nick Miles Bio:

A photographer by avocation for 50 years, Nick Miles has taught photojournalism at the university level and exhibited his work at various shows and galleries. He has taught several other PAC photography classes and led the Club’s expansion into distance learning and travel. He currently chairs the PAC’s Education Committee.




Image courtesy of Nick Miles

Sunday:

Abstract Painting as Fine Art with Richard Kattman

Sundays, 12pm– 3pm

October 22 – November 26 (5-week)

*No class November 5

\$85 Member || \$170 Non-Member

Masiello Studio

Maximum capacity: 16

Course level: Beginner, Intermediate

Description:

What is abstraction and how does it relate to the Art of painting? What ideas and realities conjure an abstract artwork? What makes abstract artwork great? The course will investigate these central aspects of abstract art and apply varied methods for the making of fine creative paintings.

Richard Kattman Bio:

Richard Kattman is an award-winning artist, landscape architect, and photographer. Residing in Holliston, MA in a lovely Greek revival home, he is an avid rare rose gardener and bird enthusiast. Rick also maintains a professional studio in the nearby “Mudville” Water Street Mill, with a local, regional, and international following of loyal art collectors and landscape commissions. Richard, graduating with Honors from Rhode Island School of Design, receiving a Certificate in Horticulture from Pennsylvania State University, his intensive educational efforts won him an Award for Excellence in Study from the American Society of Landscape Architects. In 1988 Richard established the Kattman Corporation, landscape architects. His notable projects include Cambridge Center Roof Garden, Lookout Farm, Munroe Center for the Arts Sculpture Garden, Hopkinton Country Club, St. Joseph Cemetery, and high-end residential works. Early Boston offices development experiences include Shipyard Park and Lechmere Canal and Park at Cambridge side Galleria. A member of Providence Art Club, Richard lists and exhibits with Boston’s Gallery Twist, Saatchi Art, Los Angeles, Singulart Paris, de Cordova Museum Corporate Program, and Boston Arts and Business Council.




Image courtesy of Richard Kattman
<https://www.richardkattman.com/>

Florals Unleashed with Theresa Girard

Saturday and Sunday, 9am – 4pm

September 23 – September 24 (Weekend Workshop)

Masiello Studio

Maximum Capacity: 15

Intermediate, Advanced, or Expert

\$330 Member || \$460 Non-Member

Description:

Flowers are the universal symbol of beauty. They symbolize comfort, love, and affection. Unleashing the classic floral can create an important relationship with our creativity. We have the ability to use our emotions to express joy, happiness or even sorrow and grief. The abstracted floral can range from simplicity to complex. We will take a look at many of these styles, all significant and of value.

Day 1: Celebrating your instincts Warm-up drawing, why it is important Challenges The simple style 2 tone style Utilizing the entire canvas style Tools (Palette Knife flower) Composition Slide Show

Day 2: Celebrating your instincts Fresh color and a mature palette Backgrounds neutral to bold Development collage Painting with Acrylic skins

"If we could deconstruct the miracle of a single flower, we would make it ours, it would be perfect..." Theresa Girard

Theresa Girard Bio:

A native of Providence RI and involved in the arts from an early age, Theresa crafted her own education studying early 20th Century contemporary artists. A color expert and educator for a large manufacturing company, she advanced to the top of her career in marketing, education, and training. She staged and styled numerous photo shoots, large trade productions, and program development from NY to LA. She has been a teacher of adult education for over 30 years. She attended Community College of RI, CE Programs RISD & SMFA Tufts. Ms. Girard is a nationally sought after facilitator of a variety of "workshops for creative people." She is represented by several galleries throughout the country. Her painterly abstractions have been featured in several national publications including The Artist Magazine, Palette Magazine, Art Collector, Florida Design, Gulfshore Life, Elle Decor, Architectural Digest and Home & Design.

