

Spring 2023

Course Catalogue



Course Lineup

Mondays: April 17 – June 26 *No class May 29 (Memorial Day)

Painting Your Vision in Watercolor with Bill Lane & Anne Wert

Exploring the Relationship Between Papers & Ink with Betsy Zimmerman

Painters Choice – Creating with Intent with Susan Aitcheson, Michele Mozzone, & Valerie Weingard

Paper Collage with Jenny Lane Smith (5-week)

Watercolor White Line Woodcuts with Sharon Estes (5-week)

Abstract Painting with Eveline Luppi

Tuesdays: April 18 – June 20

Painting the Still Life with Judy Vilmain

Plein Air Secrets with Mark Fernandez (5-week)

Solar Plate Printmaking with Carol FitzSimonds & Elena Obelenus (5-week)

Painting with Passion with Anthony Tomaselli

Drawing from the Live Model with Kate Huntington

Wednesdays: April 19 – June 30 *No class June 14, makeup date: Friday, June 30

Open Studio with Carol Beagan & Cathy McKinnon

Mixed Media Printmaking, Beginner & Beyond with Kirsten Sorensen

Kiln Formed Fused Glass: A Dish A Week with Alice Benvie-Gebhart (5-week)

Sight-Size Drawing with Kelly McCullough (8-week)

Screwball Comedies from Hollywood's Golden Era with Thomas Skouras

Color of Emotion – An Immersive Expressionistic Acrylic Painting Journey with Monique Rolle-Johnson

Thursdays: April 20 – June 22

*Figure Drawing** with Craig Masten & Kate Huntington *No class May 18

Color Theory Simplified with Kirsten Sorensen

Conversations in Film with Mike Fink (5-week)

Studio X with Tom Monahan

Pulp to Paper with Lisa May Tobin (5-week)

Watercolor for Beginners with Susan Klas Wright (5-week)

Japanese Cinema with Paul Stein

Contemporary Figurative & Portrait Painting with a Live Model with Agustín Patiño

Fridays: April 21 – June 23

Fundamentals of Drawing with Doug Johnson (8-week)

Introduction to Weaving with Elizabeth Springett (8-week)

Beginning Impressionism with Chris Smeraldi (5-week)

Getting the Glow: Luminosity and Pastel with Jane Robbins (5-week)

Painting Your Vision in Watercolor with Bill Lane & Anne Wert

Mondays, 9am - 12pm

April 17 - June 26* (10-week)

*No class May 29 (Memorial Day)

Masiello Studio
Maximum Capacity: 20
Intermediate & Advanced

Course Description:

We'll explore different watercolor techniques; through exercises and/or demos, fine-tune your value studies, and planning your composition before you start painting. This will help ensure you start with a successful design and a successful painting! (Solid planning, a value sketch and drawing skills will make your watercolor painting a bit easier). We just ask that you have, at least, tried watercolor a little before taking this class. Paint from your own images or set up a still life, but make sure you are passionate about your subject. It will show in your work!

Lane Bio:

Bill started watercolor painting at the Attleboro Arts Museum in the early 90's. However, running his own graphic design studio pulled him in lots of different directions, mostly away from painting as dictated by his 'paying' clients. Bill is now an Exhibiting Artist Member of the Providence Art Club as well as a Signature Artist Member in the New England Watercolor Society and the Rhode Island Watercolor Society and an artist member of the Copley Society of Art in Boston.

Wert Bio:

Anne P. Wert is an artist, illustrator, and educator. After a career as an elementary school teacher, Anne spent many years living and painting overseas in Europe and Asia before eventually moving with her family to Rhode Island. Her fine artwork focuses primarily on landscapes, most recently of scenes inspired by living in New England. Her background is in oils, but she is also captivated by the immediacy and unpredictability of watercolors. She mostly works from her home studio, but still enjoys plein air painting when possible. Anne has taught painting at the Providence Art Club, the Handicraft Club, and Hamilton House in Providence.



Image courtesy of Bill Lane

<https://www.billanewatercolors.com/>




Image courtesy of Anne Wert

<http://www.annepwert.com/>

Exploring the Relationship Between Papers & Printing Ink with Betsy

Zimmerman

Mondays, 9am - 12pm

April 17 - June 26* (10-week)

*No class May 29 (Memorial Day)

Garden Level Printmaking Studio

Maximum Capacity: 8

Beginner, Intermediate, Advanced

Course Description:

Use a variety of different weights and types of paper to discover their interaction with the printing inks used in relief printing processes. Use techniques you are familiar with to build your knowledge of the ways color, and texture of paper, work together. Students will be provided with a selection of papers: Rives BFK, Somerset, and other heavy weight papers and several lighter weights of Japanese papers as well as different colors and textures of papers. Paper has been donated and will be available at no cost. We will use hand printing techniques as well as the printing press.

Zimmerman Bio:

Elizabeth Bonner Zimmerman is a graduate the New York College of Ceramics at Alfred University. She has done graduate work at Alfred, Rhode Island College, and the Rhode Island School of Design. Her watercolor work and printmaking have been enriched through study with Joanne Scott on Monhegan Island, ME, for many summers. She has also studied with Al Albrectson, Natalie Pfanstiehl, Carol Fitzsimonds, Richard Harrington, and Joan Boghossian in RI. She is an artist member of the Providence Art Club where she has served on the Board of Managers, been chair of the Art Committee, and teaches printing. She is also an artist member the Printmakers Network of Southern NE.



Image courtesy of Betsy Zimmerman

Painter's Choice - Creating with Intent with Susan Aitcheson, Valerie Albert Weingard, & Michele Poirier Mozzone

Mondays, 1 - 4pm

April 17 - June 26* (10-week)

*No class May 29 (Memorial Day)

Masiello Studio

Maximum Capacity: 25

Beginner, Intermediate, & Advanced

Course Description:

Geared towards intermediate and advanced 2D painters who are developing a cohesive body of work, the goal of this class is to inspire confidence and provide valuable feedback regarding their chosen area of exploration. Working independently in oil, watercolor, pastel, and/or acrylic, each participant will benefit from focused classroom work, weekly discussions led by instructors, and helpful critiques.




Image courtesy of Susan Aitcheson
<https://www.susanaitcheson.com/>

Aitcheson Bio:

Susan Aitcheson as an architect, has shaped buildings and worked with three-dimensional space in ways that are aesthetically pleasing which has greatly influenced her sense of shaping space as a painter on a two-dimensional surface. She tries to draw the viewer, as she would in an architectural design, through both vast and intimate spaces, small to large, large to small, and toward light or into darkness, to create for the viewer a dynamic experience on canvas. Where does the light take you and what is the relationship of scale - can you feel it? What is the dimension of your experience in a big sky or a small garden scene? She paints in oil, pastel, and watercolor.

Poirier Mozzone Bio:

Michele Poirier Mozzone is best known for her ongoing series of paintings entitled, *Fractured Light*, which explores the transformative effect of water and sunlight on the human form. Most recently, Michele's work has been featured in notable publications such as *International Artist*, *Artists & Illustrators* (UK), *Pastel Journal*, *Glorious Sport* (UK) and *Pratique Des Arts* (France), among others. Hammitt Handbags of Los Angeles recently launched a limited-edition line of bags featuring one of Michele's paintings. Her work has shown in solo and duet exhibitions at Tambaran2 Gallery in NYC and is also represented in fine art galleries throughout New England.



Image courtesy of Michele Poirier Mozzone
<https://www.poirier-mozzone.com/>



Image courtesy of Valerie Albert Weingard
<http://www.valeriealbertweingard.com/>

Albert Weingard Bio:

Valerie is a painter and a retired toy designer, living and working in Rehoboth, Massachusetts. She is an exhibiting member of the Providence Art Club and works in several painting media, including watercolor, pastel, and oil. Evocative portraiture and figurative paintings with a unique sense of light and shadow are her main subject matter.

Paper Collage with Jenny Lane Smith

Mondays, 1 - 4pm

April 17 - May 15 (5-week)

Garden Level Printmaking Studio

Maximum Capacity: 8

Beginner, Intermediate, Advanced

Course Description:

Students will learn how to create a collage (a design, image, or abstract) made of cut or torn paper. You will learn how to apply different techniques for different results through demonstrations. Ideas and inspiration will come through researching, exploring, and collecting inspirational imagery to create your own masterpiece.

Lane Smith Bio:

Jenny Lane Smith is a RISD Graduate BFA 1989 Textiles, and a Certified Graphics and Multimedia Instructor of RI Public Technical Schools. She has been teaching Graphic Design for 25 + years. In addition to her teaching, she is a Graphic Designer and Photographer. Paper Collage has been her most recent venture. Jenny has exhibited and sold her work in Rhode Island and Florida for the past 3 years.



Image courtesy of Jenny Lane Smith

<https://flatfish.design/>

Watercolor White Line Woodcuts with Sharon Estes

Mondays, 1 - 3pm

May 22 - June 25* (5-week)

*No class May 29 (Memorial Day), reschedule date: Sunday, June 25

Garden Level Printmaking Studio

Enrollment Capacity: 10

Beginner

Course Description:

This class will take students through the history of white line wood cut, widely considered the sole American wood cut technique, to basic carving skills, painting techniques, and making prints. By the end of the class, students will have a good understanding of basic white line wood cut printmaking and will be introduced to more advanced carving and painting techniques. No drawing experience necessary.

**There is a mandatory \$65 materials fee made payable to the instructor for this course.*

Estes Bio:

Sharon Estes is a self-taught, emerging artist living in Rhode Island. She creates in two mediums -- hand-printed watercolor white line woodcuts, also known as Provincetown Prints; and acrylic paintings in a style she calls "Technicolor Realism," which uses bright, saturated color, depicting images in a way that they are representative of the object, just not in a traditional realist manner. Creativity has always been a part of Sharon's life, and in 2018, at the age of 57, she picked up a paint brush and never looked back.



Image courtesy of Sharon Estes

www.shaestesart.com

Abstract Painting with Eveline Luppi

Mondays, 4:30 - 7:30pm

April 17 - June 26* (10-week)

*No class May 29 (Memorial Day)

Masiello Studio

Maximum Capacity: 15

Beginner, Intermediate, Advanced, Expert

Course Description:

This abstract painting class exploring color, composition, and form. The focus will be on composition.

Movement of color on the canvas will be highlighted as an integral part of composition and interesting forms will be explored. This course will also explore various painting styles.

Luppi Bio:

Eveline Luppi has been painting for 35 years and exhibiting since the early 1990's. She has three solo RI shows in the spring 2023. One held at the Providence Art Club. Eveline studied at the Art Students League of New York with well-known, international painters from the 50's and 60's New York abstract movement. In 2009 she introduced the first abstract painting class at the Providence Art Club. She is a member of the Pawtucket Arts and Culture Commission, and she is on the gallery committee for Pawtucket City Hall gallery.




Image courtesy of Eveline Luppi

www.evelineluppi.com

Painting the Still Life with Judy Vilmain

Tuesdays, 9am - 12pm

April 18 - June 20 (10-week)

Masiello Studio

Maximum Capacity: 12

Intermediate, Advanced, & Expert

Course Description:

So much of the time we artists paint from photographs, whether it's landscapes or cityscapes or portraits. Setting up a still life from time to time gives you the very pleasurable experience of painting from life, and it keeps your drawing skills sharp. But you don't want to paint another ordinary, boring still life! In this class, we will go over different types of still life paintings and explore in detail what it takes to make your still life paintings more compelling. This course is open to representational painters working in any medium.

Vilmain Bio:

Judy Vilmain is an oil painter living in Providence, Rhode Island, and is an Exhibiting Artist Member of the Providence Art Club. Her work includes intimate outdoor scenes and still-life paintings.



Image courtesy of Judy Vilmain

<https://www.judyvilmainart.com/>

Solar Plate Printmaking with Elena Obelenus & Carol FitzSimonds

Tuesdays, 10am – 4pm

April 18 – May 16 (5-week)

Garden Level Printmaking Studio

Maximum Capacity: 7

Beginner, Intermediate, Advanced

Course Description:

Students will work with 21st century photopolymer plates using UV sunlight and tap water to make a printable surface. Easy, safe, and fast --- these plates are ready to print in 20 minutes. Instruction will cover all the ways to create images on these plates and demonstrate the multiple approaches to printing these plates and also how these plates can be combined with other printmaking techniques. The goal of this course is for students to learn how to use photopolymer gel plates to create original relief and/or intaglio prints. Open to all members, at all levels of experience.

**There is a mandatory \$20 materials fee made payable to the instructor for this course.*

FitzSimonds Bio:

Born, raised, and educated in Virginia, Carol has crafted original prints and unique books for decades and exhibited at colleges, museums, and galleries across the United States and abroad in Australia, England, Italy, China and Czechoslovakia. She shares her artistic passion through teaching, participating in collaborative projects, and serving on boards and committees. Her work is found in various public collections including: the Smithsonian National Museum of American History Graphic Arts Collection, Zimmerli Art Museum; National Museum of Women in the Arts; United States Library of Congress; RISD Museum, Art Museum of Guangzhou Academy, China and others.



Image courtesy of Carol FitzSimonds
<https://www.csfitzsimonds.com/>

Obelenus Bio:

Elena Obelenus, a native of New York City, graduated from the Fashion Institute of Technology and worked in the textile and surface design industry for over 35 years. In the 1990's while living and working in New Jersey, she began her art career in ceramics at the Center of Visual Arts in Summit. In 2002, she and her husband relocated to RI, and eventually settled in Bristol. After her retirement, Obelenus was able to devote herself full-time to ceramics. She marries her knowledge and love of pattern into the surface of the clay and more recently into her newer art form - printmaking. Her printmaking techniques include Polymer Intaglio, Monotype, Pochoir and Mixed Media Printmaking. Elena's ceramics and prints have been exhibited at the Bristol Art Museum, Newport Art Museum and in numerous Rhode Island galleries. She has work in both public and private collections. She currently teaches printmaking at the Providence Art Club. Ms. Obelenus is an artist member of the Providence Art Club, the Bristol Art Museum, the Newport Art Museum and Art League Rhode Island. Elena maintains a studio in Bristol, RI.



Image courtesy of Elena Obelenus

Painting with Passion with Anthony Tomaselli

Tuesdays, 1 – 4pm

April 18 - June 20 (10-week)

Masiello Studio

Maximum Capacity: 30

Beginner, Intermediate, Advanced, Expert

Course Description:

There is something about this creative process of making art that keeps bringing us back to IT! A passion.... a question that needs to be answered.... that special feeling we get when doing it.....the camaraderie of others involved in this similar journey. Why do you keep coming back?

The focus of this class will be YOU! Whether you are a beginner or a seasoned veteran of painting (making art), the journey begins with you. We will together define your goals and set out to achieve them. The ultimate goal for you is to learn and improve.

Yes, we will work on fundamental, yes, we will discuss traditional as well as contemporary art applications, yes, we will critique at the end of each class.....my goal is to inspire and challenge. So I encourage you to paint! Have courage.... don't be too comfortable where you are: experiment, splash, scrape, blend, draw, paint...and sculpt. Don't fear the unknown. Embrace it. Be Challenged by it. Most of all, enjoy every minute of it!

PS: We gather at 11:30 or so at the community table in the Café and break bread. After class, we regroup in Angell's Lane for nosh and beverage.

Tomaselli Bio:

I like to say that I am a student of life. I've been lucky to have ventured into the world of ART, specifically painting, where self-introspection is a daily event. I've also been lucky to have had great mentors, friends, family and the very best partner in my life one could ask for (my wife of 40 years, Tina). Oh, and the technical stuff; Graduated from RIC with a degree in Art, concentration in painting, studied for two years at the Boston Architectural Center. Apprenticed with Gene Tonoff (Art and Philosophy), and Joseph Rotundo (Painting). Member of The Providence Art Club and Salmagundy Club in NYC. Member of The Cranston Hall of Fame. Awarded the Rhode Island College Alumni Award. Honored to have the Painting Studios at RIC named "Anthony Tomaselli Painting Studio" My wife and I own and operate 3 T's Restaurants, I am represented by several galleries in the Northeast, I teach, give workshops, and presentations through-out New England. I have two fabulous children and one granddaughter.



Image courtesy of Anthony Tomaselli
<https://www.anthonytomaselli.com/>

Drawing from the Live Model with Kate Huntington

Tuesdays, 5:30 – 8:30pm

April 18 - June 20 (10-week)

Masiello Studio

Maximum Capacity: 16

Beginner, Intermediate, Advanced, Expert

Course Description:

In this class, Kate will share her approach to the figure by walking around and giving students one on one tips on how to improve their drawings along with ideas to train them to learn how to see better. We'll be dealing with a variety of poses throughout the 3-hour period from a half-hour of quick gestures, some 5, 10's and a 20 minute to a longer pose towards the end. Students are free to work in whatever materials they choose, though Kate does suggest some newsprint or inexpensive paper for the quick poses. All levels are welcome, including those who don't feel the need for instruction. We'll be working from a different model each week.

Huntington Bio:

Kate Huntington grew up in Providence, RI and began painting and drawing in her very early years. In high school, she met an Italian artist named Antonio Dattorro. Though quite an eccentric, he was an outstanding teacher, and he gave Ms. Huntington an understanding of the human form that was unequal to any formal education. Huntington became his protégé for quite a number of years, receiving an invaluable education in the process. She received a scholarship to RISD in 1974 and has worked as a representational painter based in the Providence, RI metropolitan area continuously since 1976. Her work is now shown in several New England galleries and is included in numerous national and international private and corporate collections. Ms. Huntington works out of her Bristol, RI studio.



Image courtesy of Kate Huntington

Open Studio with Carol Beagan & Catherine McKinnon

Wednesdays, 8:30am - 12:30pm

April 19 - June 30

**No class June 14, makeup date: Friday, June 30*

Masiello Studio

Maximum Capacity: 30

Beginner, Intermediate, Advanced, Expert

Course Description:

Open Studio is the "Art of Camaraderie". Participants are encouraged to share ideas, techniques and information about their media and process. All media and levels are welcome. We, the facilitators, are available to answer questions and provide feedback as requested.

Beagan Bio:

Carol Beagan taught art in Pawtucket for 28 years before opening Paintbox Preschool, an arts-based program for 3-5-year-olds. She graduated from Dickinson University and later received an MAE from RISD. Carol has been involved with Open Studio since its inception, she enjoys exploring and learning different styles of art.

McKinnon Bio:

Catherine McKinnon is a landscape painter in oils. She graduated from the University of Rhode Island and received a MAT from the Rhode School of Design. After completing her art teaching career, she joined the Providence Art Club. Along with taking classes and workshops, she has facilitated the Open Studio since its inception.



Image courtesy of Carol Beagan



Image courtesy of Catherine McKinnon

Plein Air Secrets with Mark Fernandez

Wednesdays, 9 - 11:30am

May 24 - June 21* (5-week)

*No class June 14, makeup date: Friday, June 30

Maxwell Mays Gallery*

Maximum Capacity: 10

Beginner, Intermediate, Advanced

**This course will be held in the Maxwell Mays Gallery only on dates with inclement weather. All other class meetings will be held at off-site locations.*

Course Description:

I will be teaching the ins and outs of Plein Air Painting. Learn what equipment you need, how to compose your painting, and handle the challenges of painting outside. We will paint out of the club as well as on location in Jamestown at Beavertail, and in Wickford on Main St. All locations will be determined by weather.

Fernandez Bio:

Mark has concentrated on painting on location. Mark has been juried into National Plein Air events, Cape Anne Plein Air, Wayne PA Paint Out, Blackstone Valley Plein Air, Winter Park Florida Plein Air, and Finger Lakes Paint Out. Mark is gallery owner of Art on Spring, showcasing his Plein Air paintings. Mark has also taught Plein Air workshops at the Newport Art Museum. Mark has received numerous awards for his paintings.



Image courtesy of Mark Fernandez
<https://www.markfernandez.com/>

Mixed Media Printmaking, Beginner & Beyond with Kirsten Sorensen

Wednesdays, 9:30am – 12:30pm

April 19 – June 30 (10-week)

**No class June 14, makeup date: Friday, June 30*

Garden Level Printmaking Studio

Maximum Capacity: 8

Beginner, Intermediate, Advanced

Course Description:

Welcome to the print room! This class will introduce each artist to a variety of techniques and methods of printmaking in monotype, monoprint, and relief. We will handprint and learn how to use the press. Combining and exploring printmaking processes is encouraged to build technical knowledge and to communicate in a rich new visual language. We will use water soluble inks, a variety of print papers, rice and collage papers, and uncommon media. Our objective is to create a supportive studio atmosphere where artists of all levels can discover a variety of printmaking techniques and create artworks by mixing some traditional processes with experimental perspectives.

**There is a mandatory \$20 materials fee made payable to the instructor for this course.*

Sorensen Bio:

Kirsten Sorensen has a BFA in Painting and Art Education. She is an artist and art educator who has taught and directed art-based programs for over forty years, including teaching art at the secondary level for twenty-five years. Kirsten currently teaches art classes at the Providence Art Club and Bristol Art Museum. She lives in Bristol, Rhode Island.



Image courtesy of Kirsten Sorensen

<https://www.kirstenartstudio.com/>

Kiln Formed Fused Glass: A Dish A Week with Alice Benvie Gebhart

Wednesdays, 1 – 4pm

April 19 – May 17 (5-week)

Garden Level Printmaking Studio

Maximum Capacity: 10

Beginner

Course Description:

In this five-week workshop, you will learn the basics and be introduced to many fundamental concepts related to kiln formed fusible glass. You will use various forms of glass such as sheet glass, frit and glass stringer. Each week you will explore a new method and implement that method into form and function in glass.

**There is a mandatory \$95 materials fee made payable to the instructor for this course.*

Gebhart Bio:

Alice Benvie-Gebhart earned her bachelor and master's degrees in art education. She worked as a teacher and painter for many years before discovering kiln-formed glass. She now works exclusively as a full time professional fused glass artist. Alice is best known for her fused glass landscapes and is represented by galleries across the US. Heritage Gifts and Glass Studio in East Greenwich, Rhode Island is her home base where she enjoys inspiration from her New England landscape and all that glass has to offer. She shares her expertise by teaching fused glass classes in her East Greenwich studio and internationally.



Image courtesy of Alice Gebhart

<https://www.alicegebhart.com/>

Sight-Size Drawing with Kelly McCullough

Wednesdays, 1 - 4pm

April 19 - June 7 (8-week)

Masiello Studio

Maximum Capacity: 12

Beginner, Intermediate, Advanced

Course Description:

Cast drawing is academic drawing. It is an old technique that is essential for learning to draw from nature, especially regarding portraiture.

McCullough Bio:

Kelly McCullough studied the Sight Size technique at The Charles Cecil studios in Florence, Italy from 1998 to 2001. Kelly has been teaching this technique for more than two decades. She is passionate about sharing this age-old method of drawing because of the positive impact it has made on her and so many of her students' ability to depict nature more accurately.




Image courtesy of Kelly McCullough

<http://kellymccullough.net/>

Screwball Comedies from Hollywood's Golden Era with Thomas Skouras

Wednesdays, 4 – 6pm

April 19 – June 30

**No class June 14, makeup date: Friday, June 30*

Maxwell Mays Gallery
Maximum Capacity: 20
Intermediate

Course Description:

The class will focus on ten highly acclaimed classics from 1934 to 1941, a period often considered the greatest years for this very popular genre. In addition to full-length viewings, there will be time allotted before and immediately after each viewing for people to share their thoughts on that week's presentation.

The primary goal of the course is to inspire an appreciation, as well as a greater historical understanding, of what is now regarded as one of the most singular genres created by both American and international filmmakers. The opportunity to explore the wealth of screwball comedy titles now available to everyone is something for rejoicing (whatever the format), and it is my hope that this class will help encourage greater exploration of this uniquely comic form.

Skouras Bio:

Skouras's passionate interest in film history began during his undergraduate Radio-TV-Film program at the University of Texas, Austin, thanks to the college's wealth of enlightening film festivals and lectures. He also lectured on jazz and classical music during his years as a public radio host and producer. Locally, he scheduled midnight classic movies for the Avon Cinema and wrote an entertainment column for The Providence Eagle. More recently, he taught a series of film history courses at RISD. His education includes a B.S. in Radio-Television-Film (University of Texas); M.A. in Counseling (RIC); and Ed.D. in Higher Education Leadership (Johnson & Wales University). He is married and lives on the East Side of Providence.



Color of Emotion - An Immersive Expressionistic Acrylic Painting Journey with Monique Rolle-Johnson

Wednesdays, 5:30 – 8:30pm

April 19 – June 30 (10-week)*

**No class June 14, makeup date: Thursday, June 30*

Masiello Studio
Maximum Capacity: 15
Beginner, Intermediate

Course Description:

Color is one of the art elements that artists can use to express emotions and connect with their viewers. Creatives will explore the emotional complexities and nuances of color. The genre of color-emotion will be defined, discussed, and utilized resulting in participants creating organic, spontaneous expressionist paintings inspired by still life and landscape references. With each week, participants will use inspirational artists from three distinct art movements: Post-Impressionism, Expressionism, and Abstract Expressionism. Let the journey begin!

Rolle-Johnson Bio:

Monique Rolle-Johnson's trademarks are etched in her artistic flamboyance and rich, ethnic heritage. Affectionately penned, "The Artistic Diva", Monique is a figurative colorist who skillfully uses color, depth, and design in her work. With degrees from Rhode Island School of Design and The University of the Bahamas, in conjunction with the University of the West Indies, her works are in private, gallery, and museum collections - nationally and internationally. Her extensive solo and group exhibits have spanned the U.S. and the Caribbean. Monique holds 25 years as a consummate educator having taught within every academic level ranging from elementary to collegiate.



Image courtesy of Monique Rolle-Johnson

Figure Drawing with Kate Huntington & Craig Masten

Thursdays, 9am - 12pm

April 20 - June 22 (9-week)

**No class May 18*

Masiello Studio

Maximum Capacity: 16

Beginner, Intermediate, Advanced, Expert

Course Description:

Traditional Figure/Life class working with a nude model every week. This class is an excellent way to enhance drawing skills for whatever art you do. Each class begins with brief gesture poses to practice how to put natural movement into figures, followed by a long pose to allow more finished work. All levels of experience are welcome, with individual instruction focused on the needs and wants of each participant.

Masten Bio:

Craig Masten is an award-winning artist in media including oil painting, watercolor painting, printmaking, and drawing. He studied at the Museum School of the Museum of Fine Arts in Boston, MA, the DeCordova Museum School in Lincoln, MA, and is an artist member of numerous art organizations. His work is regularly represented as a member of Spring Bull Gallery in Newport, Rhode Island, and at Five Main Gallery in Wickford, Rhode Island. He teaches figure/life at the Providence Art Club where he has his studio in its Deacon Taylor House.

Huntington Bio:

Kate Huntington grew up in Providence, RI and began painting and drawing in her very early years. In high school, she met an Italian artist named Antonio Dattorro. Though quite an eccentric, he was an outstanding teacher, and he gave Ms. Huntington an understanding of the human form that was unequal to any formal education. Huntington became his protégé for quite a number of years receiving an invaluable education in the process. She received a scholarship to RISD in 1974 and has worked as a representational painter based in the Providence, RI metropolitan area continuously since 1976. Her work is now shown in several New England galleries and is included in numerous national and international private and corporate collections. Ms. Huntington works out of her Bristol, RI studio.



Image courtesy of Craig Masten



Image courtesy of Kate Huntington

Color Theory Simplified with Kirsten Sorensen

Thursdays, 9:30am - 12:30pm

April 20 - June 22 (10-week)

Garden Level Printmaking Studio

Maximum Capacity: 10

Beginner, Intermediate

Course Description:

Color mixing while painting or making art can be difficult, but learning color theory and how to use the color wheel can make that frustration evaporate. We will learn about the color wheel and how to obtain colors by mixing the complementary colors in proportion, which will also help you find that perfect color and purchase less paint. We will create a few simple color charts and work on single item paintings from life to apply your color mixing skills.

Sorensen Bio:

Kirsten Sorensen has a BFA in Painting and Art Education. She is an artist and art educator who has taught and directed art-based programs for over forty years, including teaching art at the secondary level for twenty-five years. Kirsten currently teaches art classes at the Providence Art Club and Bristol Art Museum. She lives in Bristol, Rhode Island.



Image courtesy of Kirsten Sorensen

<https://www.kirstenartstudio.com/>

Conversation in Film with Mike Fink

Thursdays, 10 - 11:30am
April 20 - May 18 (5-week)

Maxwell Mays Gallery
Maximum Capacity: 20
Beginner, Intermediate

Course Description:

Conversations in Film Description:

Perhaps because of the excesses of current cinema, smaller documentaries have risen to surprise success: this course will invite a lower-key intimacy within interviews as the new art form. With only the simplest video/phone, it is possible to create a conversational movie with your choice of cast. A relative (grandparent?) or a neighbor, a teacher or even a minor celebrity within your community, could be your subject and star. Your talent as a designer would therefore combine and contribute all the skills of those who must collaborate within film-making. Set-choice, costume counsel, semi-script, style of questioning, etc. We also watch such recent examples from which to draw inspiration from the resources of local libraries. Brief conversational examples like "Bill Cunningham, New York" or "Iris" or the exposes of Joan Rivers, Diana Vreeland, all the way to Scotty Bowers may accompany our efforts, in full or in part.

No skills with contemporary contraptions required. The project might quite simply be, to interview, or converse, with a person of your choice, and cite, record, recall, the words you and he/she/they used....so this seminar would be an illustrated chat with one person, including a photograph, a sketch, a "cartoon"--somewhat like a graphic novel but quite brief and without any elaborate conclusion. Our hours would consist both of readings and the viewings of examples.



Image courtesy of Mike Fink

Fink Bio:

Mike Fink is a RISD Professor emeritus and distinguished columnist in a number of local, national, and international newspapers and magazines. His themes are often the marriage of word and image - Fink is deeply devoted to the rich mix of contradictions and collaborations among the visual arts, the verbal or poetic arts and designs, and the blend of criticism and creativity. Fink received his BA from Yale in 1955, including a junior year abroad at the Paris Sorbonne, and the recipient of the Montaigne prize for excellence in French. He was awarded his Master of Art in Teaching with a thesis in "French Through Pictures" from Harvard in '56, and a Master of Art at Brown. He began his professional career at RISD in 1956. Fink designed numerous elective courses, of which, the syllabus of "Drawing with Words"--a composition required course-- was published in 1982 by University Press of America. He has been honored with a number of honorary degrees, including an alumni award, an honorary Survivor prize for his film "Here We Live Again", which has been accepted by the United States Holocaust Memorial Museum in Washington D.C. In addition, he is the recipient of the Frazier award for Excellence in Teaching.

Studio X with Tom Monahan

Thursdays, 1 - 4pm

April 20 - June 22* (10-week)

Masiello Studio

Maximum Capacity: 12

Beginner, Intermediate, Advanced, Expert

**On May 11, 18, and 25, Shawn Kenney, President of PAC, will be the lead instructor of this course.*

Course Description:

Studio X addresses each student's artistic X factor; what defines you individually, your interests, and goals. In Studio X, each student's course of study is built around their specific wants and needs. An outgrowth of Tom Monahan's Painting Lab, Tom's roles are resource, guide, and objective perspective into each student's studio practice. Studio X is for painters of any experience level, medium, or genre. From week to week, artists work on what they please, as Tom cruises the room, visiting with each student a number of times per class. This is most often an objectives-driven course, where participants have near or long-term goals they'd like to work on.

Monahan Bio:

Tom Monahan has been an Exhibiting Artist member of the Providence Art Club since 2014. He is a representational artist working in oil, acrylic and mixed media. Tom's art has been honored in exhibits both regionally and nationally. His paintings hang in private collections from Seattle to Miami, LA to Normandy. Tom has been teaching at our club since 2018. He has been serving the club in many volunteer capacities from the Board and Executive Committee, to Marketing and Membership committees. He presently serves as Chair of the House Committee. In his professional life Tom Monahan was one of the leading Creative Directors in the advertising business and a world-renowned Creativity Expert. He has served on a number of boards including the Providence Preservation Society and AS220 urban arts organization.



Image courtesy of Tom Monahan

Pulp to Paper - The Art and Magic of Papermaking with Lisa May Tobin

Thursdays, 1 - 4pm
April 20 - May 18 (5-week)

Garden Level Printmaking Studio
Maximum Capacity: 10
Beginner, Intermediate

Course Description:

Participants will learn the techniques of sheet forming as they explore the special characteristics of several types of plant fibers that are combined to produce pulp. They will use the handmade sheets as a canvas for painting or printmaking, as well as creating reliefs from molds, and three dimensional sculpture.

**There is a mandatory \$20 materials fee made payable to the instructor for this course.*

May Tobin Bio:

Papermaking captured Lisa May Tobin's interest while studying painting and sculpture at The Art Students League in New York City. She was attracted to the manipulative aspects of the medium and its creative and functional possibilities, combining color and shape as well as texture. Lisa has been an Art Instructor with the Newport Art Museum since 2001 and teaches Papermaking Workshops at several art centers in New England. As a professional artist, Lisa has been a member of the Deblois Gallery in Middletown, RI since 2011. She graduated from the University of Colorado with a BA in Anthropology. Her post-graduate work has been shown at the Art Students League, New York and Massachusetts College of Art, Boston.



*Image courtesy of Lisa May Tobin
<https://www.debloisgallery.com/>*

Watercolor for Beginners with Susan Klas Wright

Thursdays, 1 - 4pm

May 25 - June 22 (5-week)

Garden Level Printmaking Studio

Maximum Capacity: 10

Beginner

Course Description:

Have you tried watercolor before and failed? Discover how to live with and enjoy the way water moves your paint. Feel free to expect the unexpected and let it paint for you. You'll learn how to control the flow of watercolor, how much or how little to use achieve the desired effect, and techniques for achieving texture, dramatic strong lights and darks, and "when to stop!" If you are an accomplished painter in another medium you also may enjoy the watercolor sketching also included in this course.

Klas Wright Bio:

Susan Klas Wright first worked as a graphic artist, photographer, and freelance advertising artist in Buffalo, New York. As a fine artist, Susan has exhibited her work at the Kent Art Association and Housatonic Art League in Connecticut, and at the New England Watercolor Society in Plymouth, Massachusetts. She also exhibits her work and has been an instructor at the Providence Art Club, Rhode Island Watercolor Society, Wickford Art Association, Jerry's Artarama, and Portsmouth Arts Guild. Susan expanded her creative reach in 2019 when she was chosen to illustrate the children's book, "For Goodness Sake, It's Christmas!". Sue has a Bachelor of Fine Art degree from the State University of New York at Buffalo and a Master at Teaching degree from Rhode Island College.



Image courtesy of Susan Klas Wright
<https://www.susanklaswright.com/>

Japanese Cinema with Paul Stein

Thursdays, 4 - 6:30pm

April 20 - June 22

Maxwell Mays Gallery*

Maximum Capacity: 40

Beginner

**PAC hosts a monthly social gathering, Thirsty Thursdays, on the last Thursday of the month. On dates Thirsty Thursday is scheduled, Japanese Cinema will meet in the Founder's Room.*

Course Description:

The 1950's and 60's were the "Golden Age of Japanese Cinema." We will start with two film from director Mizoguchi; "Ugetsu" and "Sansho the Bailiff," a grand prize winner at the Venice Film Festival; two by renown director Kurosawa, "Ikiru" and "Throne of Blood," probably one of the finest Shakespearean (Macbeth) adaptation committed to the screen. Also included is Ozu's "Late Spring." Ozu is constantly ranked by his peers as one the greatest directors of all time. We will also screen two anime films; "Spirited Away" and "Grave of the Fireflies" and conclude with the 1954 anti-war classic "Godzilla."

Stein Bio:

Paul attended the NYU graduate School of Film (1972-74). He has taught many cinema classes including Looking at Movies: Film Appreciation, Film Noir, The French New Wave and the films of Jean Renoir, Alfred Hitchcock, Ingmar Bergman, Akira Kurosawa, and Federico Fellin.



Contemporary Figurative & Portrait Painting with a Live Model with Agustín Patiño

Thursdays, 5:30 – 8:30pm

April 20 – June 22 (10-week)

Masiello Studio

Maximum Capacity: 20

Beginner, Intermediate, Advanced

Course Description:

Students will learn the importance of techniques, concepts, compositions, and of the narrative. I have prepared a super-efficient and effective method of teaching figurative and portraiture painting with the aim of providing students with tools that facilitate their technical skills to conceptualize and develop their own voice and style. Each student will create a contemporary figurative portrait by the end of the course.

Patiño Bio:

Agustín Patiño was born near the city of Cuenca, in Ecuador. Agustín is a classically trained artist, he studied architecture at Universidad Estatal de Cuenca for the first 3 years, and then continued his studies at the Universidad Central in Quito earning a master's degree in painting, printmaking and sculpture. Agustín specializes in public art projects, portraits, landscapes, still life, and contemporary new figurative work. His first solo exhibit was in Cuenca, Ecuador at the age of fifteen, which was the beginning of his artistic career which has taken him all over the world.



Image courtesy of Agustín Patiño

Fundamentals of Drawing with Douglas Johnson

Fridays, 9 – 12pm

May 5 – June 23 (8-week)

Masiello Studio
Maximum Capacity: 20
Beginner, Intermediate

Course Description:

This course teaches the fundamentals of drawing: light and shadow, proportion, and perspective. Students learn to see subjects accurately and test various approaches to working with drawing materials.

Johnson Bio:

Douglas Johnson holds a BFA in Painting from Clemson University and an MFA in Studio Arts with a concentration in Painting & Computer Arts from Syracuse University. He is the recipient of the Robert Hunter Award from Clemson University and the George VanderSluis Award for Graduates in Painting from Syracuse University. Johnson has years of previous teaching experience and has taught all ranges and skill levels within painting. He is a former professor at Syracuse University teaching a variety of courses including Painting I, Painting II, Painting for Non-Majors, and Color Theory. He has exhibited nationally and internationally with recent installations on Governors Island (New York City), Fayetteville (Arkansas), and Cornell University (New York). In addition, he has worked within gallery settings, serving as the Photographer, Archivist, and Co-Curator of Random Access Gallery in Syracuse, New York. Currently, Doug is a faculty member at Bridgewater State University, teaching classes in Digital Imaging and 4D Design.



Image courtesy of Douglas Johnson
<https://douglasjohnsondesign.com/>

Introduction to Weaving with Elizabeth Springett

Fridays, 9:30am - 11:30am

April 21 - June 9 (8-week)

Maxwell Mays Gallery

Maximum Capacity: 5

Beginner

Course Description:

Weaving is the interlacement of vertical and horizontal yarns to create cloth. It is a thoughtful, meditative, and creative art form that provides an outlet for artistic expression and a way to practice our ability to focus. In this course students will learn many of the necessary, beginner processes for weaving; including how to read a draft, make a warp, the process of dressing a loom in order to prepare to weave, beginner treadling patterns and other starter techniques. Students will either make a twill sampler or two small hand towels. Knowledge from this course will enable students to continue their study of weaving.

**There is a mandatory \$25 materials fee made payable to the instructor for this course.*

Springett Bio:

Elizabeth obtained a BFA in Textile Design from Southeastern Massachusetts University. She began her career designing apparel fabrics in New York City then transitioned into home fabric fashion design, traveling the world shopping for fabrics and colors trends to inspire decorators and interior designers. In 2016 she opened her own studio, WovenSeas Weaving Studio, located in Warren RI where she currently teaches weaving and creates handwoven pieces.



Images courtesy of Elizabeth Springett

<https://wovenseas.com/>

Beginning Impressionism: Painting Color and Light with Chris Smeraldi

Fridays, 1 – 4pm

April 21 – May 19 (5-week)

Masiello Studio
Maximum Capacity: 10
Beginner

Course Description:

This is a beginners class. The objective is to ground students in the use of warm and cool colors to create the impression of light and to achieve a consistent light key. Students will begin with Color Block Studies as a means of learning color relationships in light and shade. Next, we will exercise the same principles in landscape and in still life practices.

Smeraldi Bio:

Chris Smeraldi started learning Impressionism in 2012 at the Cape School of Art in Provincetown. He studied primarily with Hilda Neily, as well as other master painters like Cedric Egeli and John Clayton. He progressed from student to monitor and assistant, later becoming a full instructor at the school. Living in Jamestown, RI, Chris exhibits at galleries and art associations in Rhode Island and Provincetown. He paints primarily in Coastal RI and the Outer Cape.



Image courtesy of Chris Smeraldi

<https://www.christophersmeraldi.com/>

Getting the Glow - Luminosity and Pastel with Jane Robbins

Fridays, 1 – 4pm

May 26 – June 23 (5-week)

Masiello Studio

Maximum Capacity: 15

Beginner, Intermediate, Advanced

Course Description:

This class is focused on soft pastel's remarkable potential for "capturing the light." Working from your own references and through a variety of exercises, we'll use color, value, underpainting methods, layering, and temperature to generate the "glow" for which pastels are famous, and to make our paintings "pop." While some experience with pastel is recommended, all levels are welcome to this class designed to advance your understanding and handling of the medium, and particularly the behavior of various brands of pastel, to produce clean, vibrant color.

Robbins Bio:

Saunderstown, RI artist Jane E Robbins, PSA, works exclusively in the vibrant, luminous medium of soft pastel. She is an elected Signature Member of Pastel Society of America and of Pastel Painters Society of Cape Cod; elected Exhibiting Artist member of Providence Art Club; and honoree in Pastel Journal's 2023 Pastel 100. A retired professor of innovation, entrepreneurship, and organizational leadership at University of Arizona and Vanderbilt University, Jane now paints and teaches pastel full-time and is President of the Central Mass Pastel Society. She paints a variety of subject matter but is best-known for her coastal landscapes and kitchen still lifes. Her award-winning work is shown in national and international juried exhibitions and available through galleries and her website, www.janeerobbins.com, @janeerobbinsart.




Image courtesy of Jane Robbins
<https://www.janeerobbins.com/>